

# DAISI Education



## KS2 SATs Question Level Analysis



# DAISI Education

*Data, Analysis and Insight for School Improvement*

**Question Level Analysis** breaks assessment data down into meaningful insight that teachers, pupils and parents can all use to make a real difference.

- **By looking at your school cohorts in detail** – you can refine your curriculum to work for all pupils not just the most able or larger “on track” groups.
- **By looking at how individual pupils performed through the year**, you can see where to focus teaching in the current year or next to raise attainment across the school.
- **It can guide school decisions** when targeting resources, or even when creating a new curriculum – giving valuable instructions for the future by looking at the gaps from the past.

*“Analysis from DAISI Education helps to reduce the workload for senior leaders”*

*Headteacher Chat*


What do you find in DAISI Education Analysis	<u><a href="#">3</a></u>
QLA – Results	<u><a href="#">5</a></u>
QLA – Mock SATs	<u><a href="#">5</a></u>
QLA – Concise	<u><a href="#">6</a></u>
QLA – Maths 3-5	<u><a href="#">6</a></u>
How does each QLA work?	<u><a href="#">7</a></u>
QLA Combined Offer	<u><a href="#">7</a></u>
We are DAISI Education	<u><a href="#">8</a></u>



# What do you find in DAISI QLA?

Whatever assessment you use, we always start with a summary. This provides an overall view (for example, how many pupils passed or nearly passed), but also looks at the important topic and cohort headlines.

**This analysis gives you a clear starting point – focussing in on the headlines and points for you to focus on as the deeper analysis continues.**



We divide the questions into bespoke Topics – allowing teachers to create their bespoke lesson plans to address the learning gaps right at the start of the year.

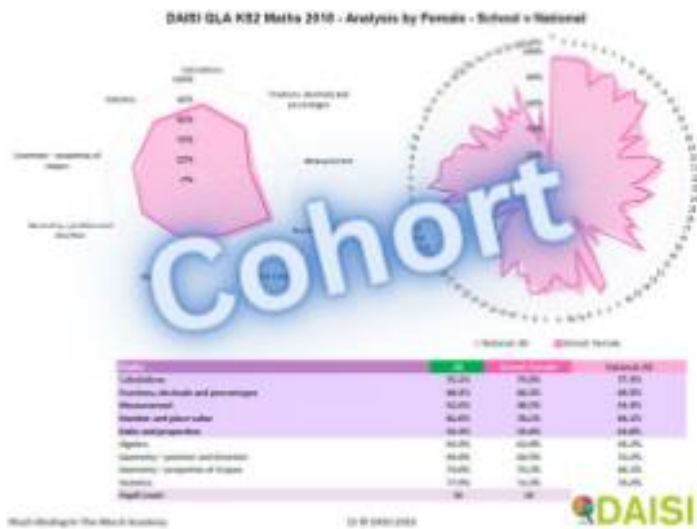
**This analysis allows you to look at your cohort as a whole to see what teaching could be improved, and how your curriculum could be developed.**

Our Question Analysis has been designed to help Teachers see the types of questions that your pupils found difficult or easier than average.

It might also show certain areas where your pupils are doing better than the National averages, perhaps in areas that could be extended for your most able pupils.

**This analysis can be used to improve your curriculum for the benefit of all pupils.**





For a full analysis of your results, you will need to look more than at your school overall or the overall score per pupil.

We break the results down in your various cohorts – gender, disadvantaged, SEN, EAL and prior attainment.

This analysis allows you to focus in on the different cohorts within your chosen year group and work with them on the areas in need.

Our Individual pupil profiles enable you to look at individual pupils and see how they performed

Very simply and clearly, you can see each pupil's strengths and challenges and be able to work with them to change this.

**This analysis is perfect for tutors and individual teaching assistants as they focus on the areas to aid catch-up.**



*“I think they are a great tool and really help us to analyse our data in great detail. I have been telling everyone how good they are & how they have saved hours of work. This has allowed me to focus on how we can improve teaching and learning rather than spending time on the data analysis – a very welcome change.”*

*Headteacher, Captain Cook Primary School, Middlesbrough (James Cook Learning Trust)*



# QLA Results

**Forensic Analysis of your KS2 SATs Results**

*Proven to help improve your results over time*

**Time saving Insight** direct to your inbox  
Clear Graphs and Charts throughout.

**Full Analysis of all your COHORT GROUPS**

Gender, SEN, EAL and FSM and more

**Make changes to your curriculum** based on real evidence

**No Data Inputting Required**

**Recommended by schools nationwide**



[For more information – Click Here](#)

*““Fantastic and so simple to use. In addition, it would have taken us an inordinate length of time to produce anything quite like it... Thank you! Outstanding Best Value!!!”*

*Broadway Junior School, Sunderland*

# QLA Mock SATs

Every Paper, Every Question, Every Cohort

**Detailed analysis of a Full Mock SATs**

**Your choice from past papers**

**2016, 2017, 2018, 2019 and 2022**

**Create interventions based on evidence**

Full analysis of every cohort (Gender, SEN, EAL and FSM and more)

Individual Pupil Profiles for every child

**Tailor your teaching** to the needs of your pupils



[For more information – Click Here](#)

*“My Y6 teachers can now focus their teaching on specific areas during the spring and early summer to give the children the best possible chance of achieving their potential in the SATs.”*

*Grangehurst Primary School, Coventry*



# QLA Concise

Full Curriculum Coverage in a one hour paper  
Assessments in Mathematics or SPaG

All Questions taken from past SATs papers and  
carefully chosen and designed to provide  
**Full KS2 Curriculum Coverage.**

**Full Topic breakdown** to help intervention

**Cohort Insight** (SEND, EAL)

**Individual Pupil Profiles** for every pupil

**See the areas that are secure and the gaps to focus on.**

[For more information – Click Here](#)

*“DAISI Question Level Analysis saves me days of work & allow us to develop  
whole school targets that we can show improve the attainment of our pupils.”*

*Seely Primary School*



# Year 6 Maths

**Baseline Assessment to prepare for SATs**

Pinpoint where learning is secure

All questions taken from the **2019 SATs papers.**

**Deliberately chosen to only focus only on the  
Year 3 - 5 Mathematics curriculum.**

**Forensic Analysis of Results**

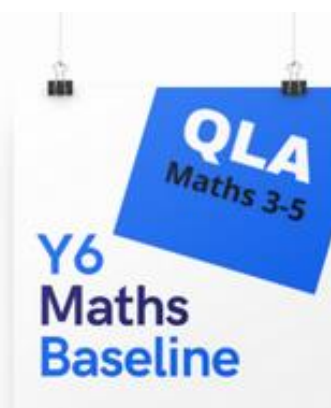
including by Topic, Cohort and Individual Pupil

**Detailed Insight to help identify key gaps, guide intervention  
and prioritise actions for the future.**

[For more information – Click Here](#)

*“I just wanted to say thank you for turning around the DAISI reports so quickly –  
it's very much appreciated. ...I'm sure they will be key in informing the  
focus area's for this year improvement plans.”*

*Peterborough Keys Academy Trust*



# How does DAISI QLA Work?

## QLA Results

- The DfE will release the Question Level download of your KS2 SATs results.
- Download that file from Analyse School Performance & send to us for your analysis.
- Your reports will be produced and sent back via secure email within days from provision of data.



## Mock SATs (QLA Mock SATs, QLA Concise, Y6 Maths Baseline)

When you order any of these QLA, you will need to administer the test(s), mark each paper and input your pupils' results into our spreadsheet.

You would need to enter names, UPNS and the individual marks into our spreadsheet...

- 0 = Question attempted, no marks.
- 1 = Question attempted, 1 mark.
- 2 or 3 = Question attempted, 2-3 marks.
- N = Question Not Attempted.

Once you have returned the spreadsheet, your analysis will then be produced and sent back via secure email within days from provision of data.

## QLA Combined

Save Money by ordering QLA Together



Combine three of our Mock QLA to use over a twelve month period

Combine a Mock QLA with Analysis of the Results



[For more information – Click Here](#)



# DAISI Education

*Data, Analysis and Insight for School Improvement*



**We are a team of expert analysts passionate about turning data into meaningful insight so your pupils can realise their potential.**

DAISI Education was founded in 2011 supplying bespoke analysis to schools in the City of Nottingham. We have now grown nationally and more and more individual Schools, Academies, Trusts, Federations and Local Authorities now trust us with their data needs.

We firmly believe



**Every School is**

**INDIVIDUAL**

& needs personalised insight



**Every Pupil is**

**IMPORTANT**

& deserves true attention



**Every Trust/Federation is**

**DISTINCTIVE**

& requires bespoke detail



**Every Report is**

**UNIQUE**

& Tailor-made

We make analysis easy giving clear and insightful reports that help make the marginal gains to improve school results. We offer a full year-round service and every penny we create is put straight back into education.

As a traded service out of Nottingham City Council, we work with every school and academy within the city and support headteachers and school leaders nationally to understand and manage their data. Our reporting also serves Local Authority officers and Education Improvement Boards with the intelligence needed to inform strategic dialogue and direction.

In 2019, we were also recognised as a 'world class supplier' for our work with outstanding schools by the world schools network – further proof of that our attention to detail and focussed data analysis is continuing to make a difference across the country.



**We believe that each school requires a personalised solution to their data needs and offer timely, unique and tailor-made reports.**

For more information - Visit our Website

[www.DAISI.education](http://www.DAISI.education)





# DAISI Education



Thank you for reading our KS2 SATs Brochure.

For further information, please contact us

Website: [www.Daisi.Education](http://www.Daisi.Education)  
Phone: 0115 8764020  
Email: [mail@daisi.education](mailto:mail@daisi.education)  
Twitter: [@DAISI\\_education](https://twitter.com/DAISI_education)  
YouTube: [Daisi YouTube Channel](#)