

# DAISI Education

---

Online Brochure for  
**School Federations**

January 2025

Federation  
Summary

Baseline  
Assessment

ASP  
Insight

ast papers  
SATs

KS2 SATs  
Analysis



# DAISI Education

*Data, Analysis and Insight for School Improvement*


## Welcome to our 2025 Brochure for School Federations

We are a team of expert analysts passionate about turning data into meaningful insight so your pupils can realise their potential. We believe that each school requires a personalised solution to their data needs and focus on the Insight, not the numbers.

Our Analysis is forensic, detailed and proven to help you to identify the small steps that lead to big changes and improved outcomes. 80% of schools who used DAISI QLA over three years have seen an increase in their attainment. Headteachers, Governors and School Improvement advisors have all praised our reports as being *“Accessible to all”* and *“Outstanding Best Value!”*

## How can we help your School Improvement Journey?

Our unique and tailor-made assessments, results analysis and reports have been proven to help improve outcomes and save teacher’s time.




### [Year 6 Maths Baseline](#)

Our Maths Baseline gives you a clear guide to learning before the start of Year 6 as it looks only at the Year 3-5 Curriculum.



### [Forensic Mock SATs Analysis](#)

Follow this up with our Mock SATs Analysis - We present insight into every question, every topic, every cohort.



### [Maths SATs in One Hour](#)

Our OneHourSATs paper look at the whole KS2 Maths Curriculum – covering every topic and a variety of question types.



### [KS2 SATs Results Analysis](#)

Deep Dive into the Results with our KS2 SATs Question Level Analysis – proven to help improve outcomes over time.


[Order as a Federation](#) | [Analyse School Performance](#) | [Who are we?](#)



# Year 6 Maths Baseline

Focus your Teaching from the start of Year 6

- One Hour long Assessment
- All questions taken from previous SATs papers.
- Chosen to focus only on Y3, Y4 and Y5 curriculum.
- No material due to be covered in Year 6
- Same topic ratio as the full SATs papers.
- Forensic Analysis for Teachers for use throughout Year 6 in the build up to the KS2 SATs.



Our Mathematics Baseline is designed for you to use at the start of Year 6 to help identify key gaps and prioritise actions for the future.

Our Mathematics Baseline Assessment is designed for you to use at the end of Year 5 or start of Year 6 to help identify key gaps and prioritise actions for the future. All questions have been taken from the three Mathematics SATs papers – focusing only on the Year 3, Year 4 and Year 5 curriculum. No material due to be covered in Year 6 is included in the assessment.

## Our Individual Pupil Profiles give you a personalised overview

Our detailed analysis give a clear overview of how the cohort performed down to the performance in every question. This includes our pupil profiles which give a visual starting point for all intervention and teaching required throughout year 6.

## What do we need you to do?

Each assessment is delivered as a PDF and arrives ready made for photocopying and use in the classroom saving you valuable time. It comes with its own mark scheme giving a clear indication of where each question has been taken from in the original paper. Teachers will need to mark each paper and input the results in our spreadsheet for our forensic analysis. You would need to enter names, UPNS and the individual marks into our spreadsheet.

## Bespoke Assessment Paper to guide interventions

- One hour Assessment – easy to use in one lesson
- Carefully designed to cover only the Year 3-5 Curriculum
- Full Mark Scheme linked to original topics and questions.

## Full and Forensic Analysis of the Results

- Detailed Insight by Topic, Question and Cohort to enable you to see specific groups.
- Single Page Views allowing you to identify key gaps and prioritise interventions.
- Pupil on a Page Profiles to guide teaching through Year 6

*“It is good to look for areas/types of questions where children have struggled and we need to focus on further in the future. The QLA for each individual child is useful when looking at specific children within groups SEN, FSM, PP looking particularly at their individual progress in each subject.”*

*Headteacher, Fernwood Primary School, Nottingham*

[Click here for more information](#)



# Mock SATs Past Papers

Every Question, Topic, Cohort and Pupil

- Every Question analysed in detail.
- Full Topic Breakdown across all papers.
- Single Page views with clear graphs and charts
- Individual Pupil Profiles for every pupil
- Give your teachers the tools to work with every individual pupil in the build up to KS2 SATs.



Available with 2016, 2017, 2018, 2019 and 2022, 2023, 2024 SATs papers.  
Order a full Set or for Individual Subjects

## Targeted Topic Focus

We divide up the questions into bespoke Topics – allowing teachers to create their bespoke lesson plans to address the learning gaps and create a bespoke curriculum around the needs of their pupils. Detailed insight allows you to target areas and make marginal gains.

## Detailed Cohort Insight

We break your results down into all your many cohorts – gender, disadvantaged, SEN, EAL, prior attainment and more - to enable you to work with them on the areas in need.

## Individual Pupil Performance

Our Pupil on a Page profile enables the class teacher to focus in on the areas of need for each individual child. See the questions and topics that need extra focus. This analysis is perfect for tutors and individual teaching assistants alike for personalised interventions.



*“Enormous thanks for the QLAs. I’m really pleased with them. My Y6 teachers can now focus their teaching on specific areas during the spring and early summer to give the children the best possible chance of achieving their potential in the SATs.”*

Grangehurst Primary School, Coventry

*“Thankyou! We have found the DAISI reports very useful – not only for identifying weaknesses in particular groups in the cohort – but to think about changes we might need to make to our new Year 6 next year.”*

Kirkburton Middle School, Huddersfield (The Mast Academy Trust)


[Click Here for more information](#)



# One Hour Maths SATs

Why do three papers when one will do?

- One Hour long Assessment in Mathematics
- All questions taken from previous SATs papers.
- Chosen to provide full KS2 curriculum coverage.
- Same topic ratio as the full SATs papers.
- Forensic Analysis for Teachers for use in the build up to the KS2 SATs.



Our OneHourSATs gives schools the choice to run shorter SATs based tests whilst still providing that essential detailed and forensic analysis.

Our OneHourSATs papers look at the whole KS2 Maths Curriculum. All the questions have been taken from SATs past papers – each carefully chosen to guarantee every topic is tested and a variety of question types are attempted. They therefore can provide the same forensic analysis as if looking at all three Mathematics papers.

Currently Two Assessments available – 2017 or 2019 past papers.

As part of the package, we also provide a Full and Forensic Analysis of the Results including by topic, question type, all your many cohorts plus our individual pupil profiles specially designed to aid interventions.

## What do we need you to do?

Each assessment is delivered as a PDF and arrives ready made for photocopying and use in the classroom saving you valuable time. It comes with its own mark scheme giving a clear indication of where each question has been taken from in the original paper. Teachers will need to mark each paper and input the results in our spreadsheet for our forensic analysis. You would need to enter names, UPNS and the individual marks into our spreadsheet.

## Time-Saving Assessment Paper and Mark Scheme

- Shorter Assessment – arrives pre-prepared saving teacher time.
- Full Mark Scheme linked to original topics and questions.
- Each question cross-referenced showing what each question is assessing.

## Detailed Forensic Analysis of the Results

- Forensic Topic Insight across all categories
- Cohort Analysis to enable you to see specific groups.
- Detailed Insight allowing you to identify key gaps and prioritise interventions.

*“I think they are a great tool and really help us to analyse our data in great detail. I have been telling everyone how good they are & how they have saved hours of work. This has allowed me to focus on how we can improve teaching and learning rather than spending time on the data analysis – a very welcome change.”*

*Captain Cook Primary School, Middlesbrough (James Cook Learning Trust)*


[Click Here for more information](#)



# KS2 SATs Results

Proven to help Improve Outcomes over time

- No data inputting for schools!
- See areas that are secure & gaps to focus on.
- Full Insight by Topic, Cohort and more
- Individual Pupil Profiles for every Pupil
- Forensic analysis to focus teaching and inform curriculum planning for the future.



Three powerful Subject reports for Maths, Reading and GPS plus full Summary Report and Individual Pupil Profiles.

## Each Subject report shows:

overall test performance  
outcomes by groups including gender, disadvantaged, SEN, EAL and prior attainment and more..

## Benefits for you

Evidence based discussion for implications for the next academic year and what intervention strategies are needed.

Reports ready to share with Assessment Leads, Senior Leaders, Subject Leaders, School Improvement Partners, Governors and Ofsted.

Single page views with clear graphs and charts, simple tables, colour coding and benchmarking that immediately show areas that are secure and the gaps to focus on.

Each question cross-referenced; domain references/mark scheme/test framework, showing which subject area each question is assessing.

Share reports with other schools; identify common trends/needs, commission CPD support and identify successful curricula interventions.

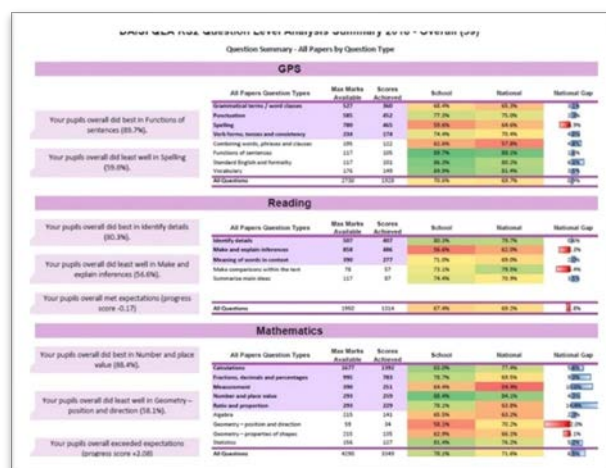
*“Fantastic and so simple to use. In addition, it would have taken us an inordinate length of time to produce anything quite like it... Thank you! Outstanding Best Value!!!”*

*Broadway Junior School, Sunderland*

*“After showing our Executive Headteacher the quality of the analysis you have provided, she has asked me to let you know how impressed we are with the analysis, including the speed we received it. We really appreciate the program you have developed to do this. We could never have achieved the same depth of analysis with the equivalent cost of staff time.”*

*Assistant Headteacher, Gleadless Primary School, Sheffield*

[Click Here for more information](#)



GPS					
All Papers Question Types	Max Marks Available	Scores Achieved	School	National	National Gap
Comprehension (word choice)	127	267	82.0%	80.0%	+2.0%
Punctuation	585	492	77.0%	75.0%	+2.0%
Spelling	300	405	135.0%	135.0%	0.0%
Short forms, tenses and consistency	204	174	74.0%	75.0%	-1.0%
Combining words, phrases and clauses	205	112	54.0%	57.0%	-3.0%
Functions of grammar	117	105	89.0%	88.0%	+1.0%
Standard English and formality	117	105	89.0%	88.0%	+1.0%
Vocabulary	125	105	84.0%	85.0%	-1.0%
All Questions	2150	1203	55.9%	57.0%	-1.1%

Reading					
All Papers Question Types	Max Marks Available	Scores Achieved	School	National	National Gap
Identify details	327	467	82.0%	75.0%	+7.0%
Make and explain inferences	404	486	120.0%	115.0%	+5.0%
Meaning of words in context	390	377	71.0%	69.0%	+2.0%
Main comparisons within the text	15	17	73.0%	75.0%	-2.0%
Language main ideas	117	87	74.0%	75.0%	-1.0%
All Questions	1253	1334	87.0%	80.0%	+7.0%

Mathematics					
All Papers Question Types	Max Marks Available	Scores Achieved	School	National	National Gap
Calculations	2077	1345	64.8%	65.0%	-0.2%
Algebra, decimals and percentages	890	764	71.0%	69.0%	+2.0%
Measurement	360	274	76.0%	75.0%	+1.0%
Number and place value	255	209	82.0%	80.0%	+2.0%
Ratio and proportion	200	109	71.0%	69.0%	+2.0%
Angles	115	144	125.0%	125.0%	0.0%
Geometry - position and direction	14	14	100.0%	100.0%	0.0%
Geometry - properties of shapes	115	115	100.0%	100.0%	0.0%
Statistics	204	127	62.0%	65.0%	-3.0%
All Questions	4206	3145	74.0%	74.0%	0.0%



# Analyse School Performance

We look for the answers to save you time

- No data inputting required
- Clear performance statements for your SEF
- Detailed Analysis into all your many Cohort Groups (not included in ASP)
- First created with the unvalidated data and fully updated for free with the validated data later in the year.




Time Saving Forensic Analysis of Analyse School Performance  
*Designed and created to help you save time and use your data well.*

The DfE's Analyse School Performance (ASP) service is used to judge your school and so it is important that headteachers are fully aware of what it says as this could drive the data conversations at a later date.

You can easily:

- Incorporate key messages into the data section of your SEF or school development plan
- Work with key staff to ensure evidence-based decisions are taking place around curriculum planning
- Use to present your data in a simple way to Governors and school improvement partners to help them support you better.



The data download from ASP takes no more than 5-10 minutes and full instructions are provided. Once created, we will send your bespoke analysis back to you by encrypted email.

*“Analysis with both staff and governors is so much more effective with the DAISI ASaP reports. The visual presentation makes it accessible to all. Staff quickly assimilate the information they need to support their subject & school development plans - whilst governors have the overview & detail they require to enable them to ask relevant and searching questions with confidence and understanding.”*

Head Teacher, Athelstan Community Primary School

*“Really analytical review of ASP – Exactly what I needed”*

Head Teacher, Bushmead School, Cambridgeshire

*“Will save huge amounts of time and support Governor/SLT knowledge. So glad I purchased it!”*

Headteacher, Westglade Primary School

[Click Here for more information](#)



## Order as a Federation

DAISI Education work with schools all over the country providing detailed Data Insight and Analysis that saves time and makes a real difference to teaching and learning.



### **Full Service**

By ordering together, you create a uniform picture enabling closer working and a clear intervention strategy. In every case, we will contact every school on your behalf asking for data permission and the data itself to be sent to us. We work with trusts, local authorities and more and so are happy to handle large orders.

### **Forensic Analysis for every Headteacher**

We believe that each school requires a personalised solution to their data needs and so will create a timely, unique and tailor-made report for every headteacher. This will show all results in forensic detail enabling them to deep dive into the insight provided and act to change curriculum and guide learning.

### **Free Summary Report**

We will then collate all the results into a FREE summary report for you containing full school by school comparisons and averages. This will enable you to look across all areas of your federation and create.

- Interventions based on common trends/needs
- CPD support for individual schools
- A new and developed curriculum that is based on real evidence.

### **Focused Discount**

All our orders start with a conversation. We always work with you to create your bespoke order giving you a clear quotation first so you can clearly see what is required and what you are ordering.

**We offer a 20% discount for all Federation Orders.**

Contact Mark Attwood – [mark.attwood@nottinghamcity.gov.uk](mailto:mark.attwood@nottinghamcity.gov.uk) to start your School Improvement Journey today.

[Click Here for more information](#)





# DAISI Education

*Data, Analysis and Insight for School Improvement*

**We are a team of expert analysts passionate about turning data into meaningful insight to help all pupils realise their potential.**



DAISI Education was founded in 2011 supplying bespoke analysis to schools in the City of Nottingham. We have now grown nationally and more and more individual Schools, Academies, Trusts, Federations and Local Authorities have chosen us for forensic analysis of their data.

We firmly believe



**Every School is**

**INDIVIDUAL**

& needs personalised insight



**Every Pupil is**

**IMPORTANT**

& deserves true attention



**Every Trust/Federation is**

**DISTINCTIVE**

& requires bespoke detail



**Every Report is**

**UNIQUE**

& Tailor-made

We make analysis easy giving clear and insightful reports that help make the marginal gains to improve school results. We believe that each school requires a personalised solution to their data needs and offer timely, unique and tailor-made reports. Headteachers, Governors and School Improvement advisors have all praised our reports as being *“Accessible to all”* and *“Outstanding Best Value”*.

**“Analysis from DAISI Education seriously helps to reduce the workload for Senior Leaders”**

HEADTEACHER CHAT

As a traded service out of Nottingham City Council, our reporting also serves Local Authority officers and Education Improvement Boards with the intelligence needed to inform strategic dialogue and direction. We offer a full year-round service and every penny we create is put straight back into education.

In 2019, we were recognised as a ‘world class supplier’ for our work with outstanding schools by the world schools network – further proof of that our attention to detail and focussed data analysis is continuing to make a difference across the country.



Why not make DAISI a key part of your School Improvement Journey this year?

[www.Daisi.education](http://www.Daisi.education)



# DAISI Education



Thank you for reading our Primary Online Brochure.

For further information, please contact us

Website: [www.Daisi.Education](http://www.Daisi.Education)  
Phone: 0115 8764020  
Email: [mail@daisi.education](mailto:mail@daisi.education)  
Twitter/X: [@DAISI\\_education](https://twitter.com/DAISI_education)  
YouTube: [Daisi YouTube Channel](https://www.youtube.com/channel/UC...)

