

# DAISI Education

---

Online Brochure

January 2025

KS2 SATs  
Analysis

Transition  
Secondary

Mock SATs  
Best Papers

Package

ASP  
Insight



# DAISI Education


*Data, Analysis and Insight for School Improvement*

## Welcome to our 2025 Brochure

We are a team of expert analysts passionate about turning data into meaningful insight so your pupils can realise their potential. We believe that each school requires a personalised solution to their data needs and focus on the Insight, not the numbers.

Our Analysis is forensic, detailed and proven to help you to identify the small steps that lead to big changes and improved outcomes. 80% of schools who used DAISI QLA over three years have seen an increase in their attainment.

Please scroll through or click on the links below



### [KS2 SATs Results Analysis](#)

Proven to help schools improve their results




### [Analyse School Performance](#)

Time Saving analysis of your ASP Summary.




### [Forensic Mock SATs Analysis](#)

Put your teachers in a position of Knowledge



### [Primary Data Packages](#)

A detailed look at your end-of-year data.




### [Maths SATs in One Hour](#)

Why do 3 papers when 1 will do?




### [Transition to Secondary](#)

Make immediate progress with your new cohort



### [Year 6 Maths Baseline](#)

Looking at the Y3-5 Curriculum only



### [Year 7 Maths Baseline](#)

Hour Long Baseline based on KS2 SATs

[How to Order](#) | [Online Blog](#) | [Free Data Guides](#) | [Bespoke Orders](#)


[DAISI Education - Who are we?](#)



# KS2 SATs Results

Proven to help Improve Outcomes over time

- No data inputting for schools!
- See areas that are secure & gaps to focus on.
- Full Insight by Topic, Cohort and more
- Individual Pupil Profiles for every Pupil
- Forensic analysis to focus teaching and inform curriculum planning for the future.



Three powerful Subject reports for Maths, Reading and GPS plus full Summary Report and Individual Pupil Profiles.

## Each Subject report shows:

overall test performance

outcomes by groups including gender, disadvantaged, SEN, EAL and prior attainment and more..

## Benefits for you

Evidence based discussion for implications for the next academic year and what intervention strategies are needed.

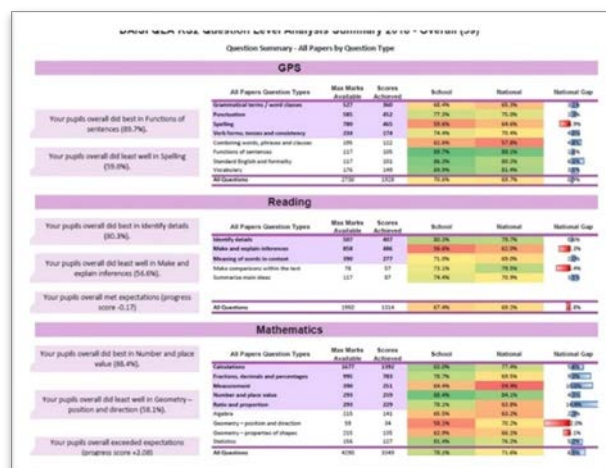
Reports ready to share with Assessment Leads.

Senior Leaders, Subject Leaders, School Improvement Partners, Governors and Ofsted.

Single page views with clear graphs and charts, simple tables, colour coding and benchmarking that Immediately show areas that are secure and the gaps to focus on.

Each question cross-referenced; domain references/mark scheme/test framework, showing which subject area each question is assessing.

Share reports with other schools; identify common trends/needs, commission CPD support and identify successful curricula interventions.



GPS					
All Pupils Question Types	Max Marks Available	Scores Achieved	Subject	National	National Gap
Arithmetic (word & diagrams)	107	82	76.7%	75.0%	1.7%
Reasoning	361	262	72.6%	70.0%	2.6%
Spelling	260	260	100.0%	98.0%	2.0%
Work/Reasoning and consistency	238	278	74.4%	70.0%	4.4%
Combining words, phrases and clauses	229	122	53.3%	50.0%	3.3%
Functions of grammar	117	105	89.7%	85.0%	4.7%
Quoted English and Verbally	117	105	89.7%	85.0%	4.7%
Vocabulary	176	145	82.4%	80.0%	2.4%
All Questions	2122	1523	71.8%	69.0%	2.8%

Reading					
All Pupils Question Types	Max Marks Available	Scores Achieved	Subject	National	National Gap
Identify details	467	467	100.0%	95.0%	5.0%
Make and explain inferences	858	486	56.6%	50.0%	6.6%
Showing of events in context	392	277	70.7%	65.0%	5.7%
Make comparisons within the text	50	37	74.0%	70.0%	4.0%
Summarise main ideas	117	87	74.4%	70.0%	4.4%
All Questions	1922	1234	64.2%	60.0%	4.2%

Mathematics					
All Pupils Question Types	Max Marks Available	Scores Achieved	Subject	National	National Gap
Reasoning	1017	784	77.1%	75.0%	2.1%
Fractions, decimals and percentages	991	789	79.6%	75.0%	4.6%
Measurement	486	218	44.9%	40.0%	4.9%
Number and place value	293	239	81.6%	75.0%	6.6%
Ratio and proportion	293	239	81.6%	75.0%	6.6%
Algebra	113	114	100.9%	95.0%	5.9%
Geometry - position and direction	55	34	61.8%	55.0%	6.8%
Geometry - properties of shapes	211	155	73.5%	65.0%	8.5%
Statistics	114	117	102.6%	75.0%	27.6%
All Questions	4100	3149	76.8%	70.0%	6.8%

*“Fantastic and so simple to use. In addition, it would have taken us an inordinate length of time to produce anything quite like it... Thank you! Outstanding Best Value!!!”*

Broadway Junior School, Sunderland

*“After showing our Executive Headteacher the quality of the analysis you have provided, she has asked me to let you know how impressed we are with the analysis, including the speed we received it. We really appreciate the program you have developed to do this. We could never have achieved the same depth of analysis with the equivalent cost of staff time.”*

Assistant Headteacher, Gleadless Primary School, Sheffield

[Click Here for more information](#)



# Mock SATs Past Papers

Every Question, Topic, Cohort and Pupil

- Every Question analysed in detail.
- Full Topic Breakdown across all papers.
- Single Page views with clear graphs and charts
- Individual Pupil Profiles for every pupil
- Give your teachers the tools to work with every individual pupil in the build up to KS2 SATs.



Available with 2016, 2017, 2018, 2019 and 2022, 2023, 2024 SATs papers.  
Order a full Set or for Individual Subjects

## Targeted Topic Focus

We divide up the questions into bespoke Topics – allowing teachers to create their bespoke lesson plans to address the learning gaps and create a bespoke curriculum around the needs of their pupils. Detailed insight allows you to target areas and make marginal gains.

## Detailed Cohort Insight

We break your results down into all your many cohorts – gender, disadvantaged, SEN, EAL, prior attainment and more - to enable you to work with them on the areas in need.

## Individual Pupil Performance

Our Pupil on a Page profile enables the class teacher to focus in on the areas of need for each individual child. See the questions and topics that need extra focus. This analysis is perfect for tutors and individual teaching assistants alike for personalised interventions.



*“Enormous thanks for the QLAs. I’m really pleased with them. My Y6 teachers can now focus their teaching on specific areas during the spring and early summer to give the children the best possible chance of achieving their potential in the SATs.”*

Grangehurst Primary School, Coventry

*“Thankyou! We have found the DAISI reports very useful – not only for identifying weaknesses in particular groups in the cohort – but to think about changes we might need to make to our new Year 6 next year.”*

Kirkburton Middle School, Huddersfield (The Mast Academy Trust)


[Click Here for more information](#)



# One Hour Maths SATs

Why do three papers when one will do?

- One Hour long Assessment in Mathematics
- All questions taken from previous SATs papers.
- Chosen to provide full KS2 curriculum coverage.
- Same topic ratio as the full SATs papers.
- Forensic Analysis for Teachers for use in the build up to the KS2 SATs.



Our OneHourSATs gives schools the choice to run shorter SATs based tests whilst still providing that essential detailed and forensic analysis.

Our OneHourSATs papers look at the whole KS2 Maths Curriculum. All the questions have been taken from SATs past papers – each carefully chosen to guarantee every topic is tested and a variety of question types are attempted. They therefore can provide the same forensic analysis as if looking at all three Mathematics papers.

Currently Two Assessments available – 2017 or 2019 past papers.

As part of the package, we also provide a Full and Forensic Analysis of the Results including by topic, question type, all your many cohorts plus our individual pupil profiles specially designed to aid interventions.

## What do we need you to do?

Each assessment is delivered as a PDF and arrives ready made for photocopying and use in the classroom saving you valuable time. It comes with its own mark scheme giving a clear indication of where each question has been taken from in the original paper. Teachers will need to mark each paper and input the results in our spreadsheet for our forensic analysis. You would need to enter names, UPNS and the individual marks into our spreadsheet.

## Time-Saving Assessment Paper and Mark Scheme

- Shorter Assessment – arrives pre-prepared saving teacher time.
- Full Mark Scheme linked to original topics and questions.
- Each question cross-referenced showing what each question is assessing.

## Detailed Forensic Analysis of the Results

- Forensic Topic Insight across all categories
- Cohort Analysis to enable you to see specific groups.
- Detailed Insight allowing you to identify key gaps and prioritise interventions.

*“I think they are a great tool and really help us to analyse our data in great detail. I have been telling everyone how good they are & how they have saved hours of work. This has allowed me to focus on how we can improve teaching and learning rather than spending time on the data analysis – a very welcome change.”*

*Captain Cook Primary School, Middlesbrough (James Cook Learning Trust)*

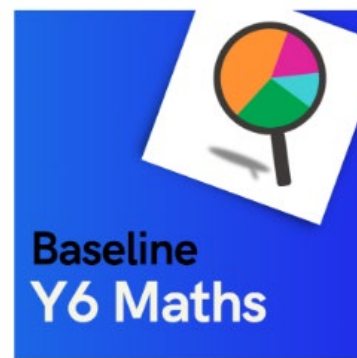
[Click Here for more information](#)



# Year 6 Maths Baseline

Focus your Teaching from the start of Year 6

- One Hour long Assessment
- All questions taken from previous SATs papers.
- Chosen to focus only on Y3, Y4 and Y5 curriculum.
- No material due to be covered in Year 6
- Same topic ratio as the full SATs papers.
- Forensic Analysis for Teachers for use throughout Year 6 in the build up to the KS2 SATs.



Our Mathematics Baseline is designed for you to use at the start of Year 6 to help identify key gaps and prioritise actions for the future.

Our Mathematics Baseline Assessment is designed for you to use at the end of Year 5 or start of Year 6 to help identify key gaps and prioritise actions for the future. All questions have been taken from the three Mathematics SATs papers – focusing only on the Year 3, Year 4 and Year 5 curriculum. No material due to be covered in Year 6 is included in the assessment.

## Our Individual Pupil Profiles give you a personalised overview

Our detailed analysis give a clear overview of how the cohort performed down to the performance in every question. This includes our pupil profiles which give a visual starting point for all intervention and teaching required throughout year 6.

## What do we need you to do?

Each assessment is delivered as a PDF and arrives ready made for photocopying and use in the classroom saving you valuable time. It comes with its own mark scheme giving a clear indication of where each question has been taken from in the original paper. Teachers will need to mark each paper and input the results in our spreadsheet for our forensic analysis. You would need to enter names, UPNS and the individual marks into our spreadsheet.

## Bespoke Assessment Paper to guide interventions

- One hour Assessment – easy to use in one lesson
- Carefully designed to cover only the Year 3-5 Curriculum
- Full Mark Scheme linked to original topics and questions.

## Full and Forensic Analysis of the Results

- Detailed Insight by Topic, Question and Cohort to enable you to see specific groups.
- Single Page Views allowing you to identify key gaps and prioritise interventions.
- Pupil on a Page Profiles to guide teaching through Year 6

*“It is good to look for areas/types of questions where children have struggled and we need to focus on further in the future. The QLA for each individual child is useful when looking at specific children within groups SEN, FSM, PP looking particularly at their individual progress in each subject.”*

*Headteacher, Fernwood Primary School, Nottingham*

[Click here for more information](#)



# Analyse School Performance

We look for the answers to save you time

- No data inputting required
- Clear performance statements for your SEF
- Detailed Analysis into all your many Cohort Groups (not included in ASP)
- First created with the unvalidated data and fully updated for free with the validated data later in the year.




Time Saving Forensic Analysis of Analyse School Performance  
*Designed and created to help you save time and use your data well.*

The DfE's Analyse School Performance (ASP) service is used to judge your school and so it is important that headteachers are fully aware of what it says as this could drive the data conversations at a later date.

You can easily:

- Incorporate key messages into the data section of your SEF or school development plan
- Work with key staff to ensure evidence-based decisions are taking place around curriculum planning
- Use to present your data in a simple way to Governors and school improvement partners to help them support you better.



The data download from ASP takes no more than 5-10 minutes and full instructions are provided. Once created, we will send your bespoke analysis back to you by encrypted email.

*“Analysis with both staff and governors is so much more effective with the DAISI ASaP reports. The visual presentation makes it accessible to all. Staff quickly assimilate the information they need to support their subject & school development plans - whilst governors have the overview & detail they require to enable them to ask relevant and searching questions with confidence and understanding.”*

Head Teacher, Athelstan Community Primary School

*“Really analytical review of ASP – Exactly what I needed”*

Head Teacher, Bushmead School, Cambridgeshire

*“Will save huge amounts of time and support Governor/SLT knowledge. So glad I purchased it!”*

Headteacher, Westglade Primary School


[Click Here for more information](#)



# Data Package 2024/5

A Full Deep Dive into your end-of-year data

- Forensic and Personalised Analysis of your results by a real analyst.
- Up to date Reports sent to your inbox with single page views, clear graphs, and statements
- Price based on number on role in your school.



**Look Back** with Forensic Data Packs | **Dive Deeper** with KS2 SATs QLA  
**Save Time** with ASP Analysis | **Plan Forward** with Year 6 Maths Baseline

Our Data Packages combine all the best of what we do into one bespoke order. We do not look at termly data but focus on the end-of-year data through KS2 SATs and ASP. We have three different packages – giving clear value for money for all sizes of school and academy.

3 Packages Available: Primary | Junior | Infant

Your package may include...




**Key Stage Data Packs**  
covering attainment, absence, average point score, progress, scaled scores and more..



**Analyse School Performance**  
Time saving analysis of your ASP Summary



**KS2 SATs Analysis**  
Proven to help improve outcomes over time



**Year 6 Maths Baseline**  
Focus your teaching from the start of Year 6

What do we need you to do?

**To create your analysis, we will require you to securely send us your school data.**

This is usually through downloads from ASP (QLA Results, ASaP Reports) but will also involve you inputting the scores into our spreadsheets. We will look up your pupils using their UPNs in Key to Success to download their characteristics (FSM, EAL) and KS1 Prior Attainment to create a full and detailed analysis.

**Once data is received, we are usually able to create a full analysis within days.**

Before you formally order your package, we create a full and bespoke quotation for your school. This provides clarity on what is involved help you understand how the process works. If you are happy with the quotation, we will then ask you to formally order using our order form. This gives us full permission to access your data and provides a password to allow for encrypted transfer of all analysis from us to you.

*Click Here for more information*





# Transition Analysis

## A Deep Dive into Y7 – More than a Scaled Score

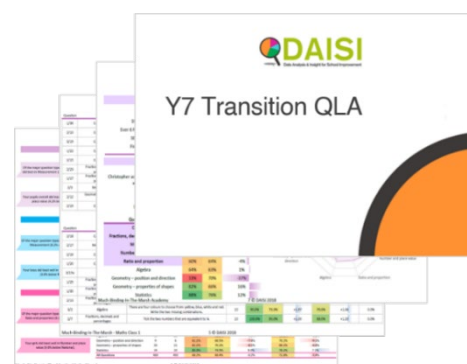
- No need to run a Baseline Assessment
- Individual Pupil Profiles for every child
- Full Topic Insight for Classroom Teachers
- Organised into Bespoke Class Groups
- Full Cohort Analysis – gender, disadvantaged, SEN, EAL and more.



Forensic Analysis of your New Year 7's SATs Results  
Remove the need for a Baseline as your new pupils arrive

**QLA-Transition** breaks down your new Year 7's SATs results to give you detailed insight into your new pupils' Strengths and Weaknesses before they even set foot in your school.

Our analysis, created in collaboration with teachers, ASTs and a former Maths Hub Lead, has been designed with Ofsted, Departmental Heads and Class Teachers in mind.



## Full Overview for HoD and HoY

**The KS2 SATs give a validated indication of each of your students' academic ability.** We present a full overview of your school's results allowing you to focus in as a department and head of year on specific areas for intervention.

## Detailed Insight for Classroom Teaching

All our analysis can be arranged into bespoke class groups decided by you providing clear Topic and Cohort information for every member of staff.

## Individual Pupil Profiles

See how each individual pupil performed in easy-to-read pupil profiles. Full and detailed analysis of your pupils allowing you to help them make immediate progress.

*“Daisi Transition provides key topic evaluation to prioritise areas of focus in the catch up sessions enabling more targeted and focused intervention to take place.”*

*KS3 Teaching and Learning Leader, Trinity Catholic High School, Essex*

*“Thank you so much for these reports – really useful and saved us a mountain of work”*

*The Elizabethan Academy, Nottinghamshire (The Elizabethan Academy Trust)*

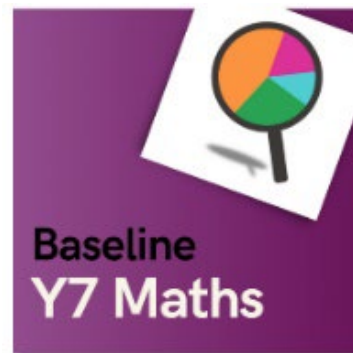
[Click here for more information](#)



# Year 7 Maths Baseline

Focus your Teaching from the start of Year 7

- One Hour long Assessment
- All questions taken from previous SATs papers.
- Chosen to provide full KS2 curriculum coverage.
- Forensic Analysis for Teachers for use in Year 7.
- Clear Starting Point for Progress 8



Our Maths Baseline gives a clear indication of Maths performance at the start of Year 7 and enables you to guide bespoke interventions.

Our Year 7 Maths Baseline looks at the whole KS2 Maths Curriculum. All the questions have been taken from SATs past papers – each carefully chosen to guarantee every topic is tested and a variety of question types are attempted. They therefore can provide the same forensic analysis as if looking at all three Mathematics papers.

Our detailed analysis give a clear overview of how the cohort performed down to the performance in every question. This includes our pupil profiles which give a visual starting point for all intervention and teaching required throughout year 7.

## What do we need you to do?

Each assessment is delivered as a PDF and arrives ready made for photocopying and use in the classroom saving you valuable time. It comes with its own mark scheme giving a clear indication of where each question has been taken from in the original paper. Teachers will need to mark each paper and input the results in our spreadsheet for our forensic analysis. You would need to enter names, UPNS and the individual marks into our spreadsheet.

## Bespoke Assessment Paper to guide interventions

- One hour Assessment – easy to use in one lesson
- Full Mark Scheme linked to original topics and questions.
- Each question cross-referenced showing what each question is assessing.

## Full and Forensic Analysis of the Results

- Detailed Insight by Topic, Question and Cohort to enable you to see specific groups.
- Single Page Views allowing you to identify key gaps and prioritise interventions.
- Pupil on a Page Profiles to guide teaching through Year 7

*“I particularly like the pupil profiles and will be able to use these for identifying our able and year 7 catch up students.”*

*KS3 Teaching and Learning Leader, Trinity Catholic High School, Essex*

*“WOW! Money well spent! Thanks so much for the swift turn around. Amazing... Once again, amazed with the service. Thank you very much indeed this is a massive help.”*

*Exams & Assessment Manager, Park View School, Durham*

[Click here for more information](#)



# How to Order

All our Data Analysis is ordered through our website – [www.DAISI.education](http://www.DAISI.education).

Here you will find the order forms plus loads more including...

- [Blogs on Education](#)
- [Free Data Guides on all stages of Education](#)
- [Online Training Courses](#)
- [Home Learning Resources](#)
- [Fun Activities for all the family](#)

We don't glamorise Data Analysis. We continue to be straight and open about the fact that for many people Data Analysis isn't always the most exciting task. We know our products won't dramatically change your life but they will help get a difficult task done quickly and easily.

Feedback from Schools we have helped over the years...

**“In my role as deputy headteacher of a big school as well as assessment coordinator, there is no way I have the time or capacity to complete QLA to the level & in the detail that the DAISI team do. They save me days of work & the information this gives me allows us to develop whole school targets that we can show improve the attainment of our pupils. I am a massive fan of DAISI Analysis and find it invaluable.”**

Seely Primary & Nursery School, Nottingham

**“These reports are so thorough and useful. Subject leaders and Raising Standards Leaders in each primary school are going to be able to use this information to inform teaching and learning opportunities, not just in Year 6, but across the trust. Some of the graphs used were new to me – it's always good to be challenged by information presented in a different way!”**

Ravensthorpe Primary School (Peterborough Keys Trust)

---

## Bespoke Orders

*Local Authorities, School Federations, Multi Academy Trusts*

Every one of our Individual analysis reports can be purchased together for a bespoke group in a package designed for you. As part of this, we will also combine the analysis to create a free higher level summary report for senior leaders.

- Every headteacher receives personalised analysis
- Free high level summary report collating all the data together.
- Data collection and Report send out all organised by DAISI.

*All our Partnerships start with a conversation – click to start yours...*



Local  
Authorities



School  
Federations



Multi  
Academy  
Trusts



# DAISI Education

*Data, Analysis and Insight for School Improvement*

**We are a team of expert analysts passionate about turning data into meaningful insight to help all pupils realise their potential.**



DAISI Education was founded in 2011 supplying bespoke analysis to schools in the City of Nottingham. We have now grown nationally and more and more individual Schools, Academies, Trusts, Federations and Local Authorities have chosen us for forensic analysis of their data.

We firmly believe

 **Every School is**  
**INDIVIDUAL**  
& needs personalised insight

 **Every Pupil is**  
**IMPORTANT**  
& deserves true attention

 **Every Trust/Federation is**  
**DISTINCTIVE**  
& requires bespoke detail

 **Every Report is**  
**UNIQUE**  
& Tailor-made

We make analysis easy giving clear and insightful reports that help make the marginal gains to improve school results. We believe that each school requires a personalised solution to their data needs and offer timely, unique and tailor-made reports. Headteachers, Governors and School Improvement advisors have all praised our reports as being *“Accessible to all”* and *“Outstanding Best Value”*.

**“Analysis from DAISI Education seriously helps  
to reduce the workload for Senior Leaders”**

HEADTEACHER CHAT

As a traded service out of Nottingham City Council, our reporting also serves Local Authority officers and Education Improvement Boards with the intelligence needed to inform strategic dialogue and direction. We offer a full year-round service and every penny we create is put straight back into education.

In 2019, we were recognised as a ‘world class supplier’ for our work with outstanding schools by the world schools network – further proof of that our attention to detail and focussed data analysis is continuing to make a difference across the country.



Why not make DAISI a key part of your School Improvement Journey this year?

[www.Daisi.education](http://www.Daisi.education)



# DAISI Education



Thank you for reading our Primary Online Brochure.

For further information, please contact us

Website: [www.Daisi.Education](http://www.Daisi.Education)  
Phone: 0115 8764020  
Email: [mail@daisi.education](mailto:mail@daisi.education)  
Twitter/X: [@DAISI\\_education](https://twitter.com/DAISI_education)  
YouTube: [Daisi YouTube Channel](#)

