

# DAISI Education

---

Data Packages

January 2025

KS2 SATs  
Analysis

ASP  
Insight

Baseline  
Y9 Maths

EYFSP  
Analysis

Phonics  
Analysis



# DAISI Education

Data, Analysis and Insight for School Improvement

## Data Packages 2024-25

Our Data Packages combine all the best of what we do into one bespoke order. We do not look at termly data but focus on the end-of-year data through your statutory assessments, Question Level Analysis and the data within ASP.

PRIMARY | JUNIOR | INFANT

We have three different packages – giving clear value for money for all sizes of school and academy. Headteachers, Governors and School Improvement advisors have all praised our reports as being “Accessible to all” and “Outstanding Value!”

<b>Look Back</b> with our Key Stage Data Packs	<a href="#">4</a>
<b>Dive Deeper</b> with our KS2 SATs Question Level Analysis	<a href="#">5</a>
<b>Save Time</b> with our Analyse School Performance Reports	<a href="#">6</a>
<b>Plan Forward</b> with our Year 6 Maths Baseline	<a href="#">7</a>

[Benefits](#) | [How to Order](#) | [Feedback](#) | [Who are We?](#)

### **How do the DAISI Data Packages work?**

*In order to create your detailed analysis, we will need you to send it your data.*

*This can be downloaded it from ASP for KS2 SATs QLA and the ASaP reports.*

*For our Key Stage data packs, we will need you to send over XML files (the same type of export you send to the DfE) or input the data into our spreadsheet.*

*In all cases, we will look up your pupils using their UPNs in Key to Success to download their characteristics (FSM, EAL) and KS1 Prior Attainment to create a full and detailed analysis.*

*Once data is received, we will be able to create a full analysis within days.*

***Our analysis comes as PDF reports – you will not be given a login to a system.***

*The information provided to the DAISI Service of Nottingham City Council for use in creating your reports will not be used for any other purpose unless otherwise agreed.*

*All analysis will be sent back direct to the email given with a secure password.*



# DAISI Education

*Data, Analysis and Insight for School Improvement*

*Forensic Analysis – Personalised for your School – Direct to your inbox*

What does each Package contain?

## Primary Data Package

### Forensic Data Packs


EYFSP, Phonics, KS2 Results, KS2 Scaled Score

### KS2 SATs Question Level Analysis

Full Analysis of your ASP Summary (ASaP)

Y6 Maths Baseline to help guide teaching

Personalised IDACI Statement based on Spring Census



Primary  
Data Package

£1.99 per pupil

## Junior Data Package

### Forensic Data Packs

KS2 Results, KS2 Scaled Score

### KS2 SATs Question Level Analysis

Full Analysis of your ASP Summary (ASaP)

Personalised IDACI Statement based on Spring Census



Junior  
Data Package

£1.40 per pupil

## Infant Data Package

### Forensic Data Packs

EYFSP, Phonics

Full Analysis of your ASP Summary (ASaP)

Personalised IDACI Statement based on Spring Census



Infant  
Data Package


£1.00 per pupil

In the next few pages, we hope to explain what each part contains and how it will help your school. This includes demonstration pages.

# Key Stage Data Packs

Early Years, Phonics, Key Stage 2, Key Stage 2 Heads Up

Our Key Stage Data Packs offer a forensic look at your key indicators in a clear and easy to read way. Used by schools and trusts alike, they are praised for their level of detail whilst remaining “accessible to all”.




Our Data Packs cover...

- Attainment
- Absence
- Average point score
- Progress
- Scaled scores
- Subject combinations
- Pupil characteristics
- Attainment trends over time
- Deprivation indices
- Cohort performance analyses
- Individual performance analyses
- Benchmarking against local and national averages..

*“The data pack reports are excellent and were really helpful. The detail and narrative was exactly what we need and we will certainly be using DAISI again. The service has been excellent and the speed they were put together was fantastic so thank you I am really grateful.”*

**Chief Executive Officer ,  
DRB Ignite Multi Academy Trust**


They can also be re-created using “schools own data” removing identified pupils or including regrades (a very popular service with our own Nottingham schools).



# QLA Results

Stress free analysis of your KS2 SATs Results

- No data inputting for schools!
- See areas that are secure and gaps to focus on.
- Full Insight by Topic, Cohort and more
- Individual Pupil Profiles for every Pupil
- Forensic analysis to focus teaching and inform curriculum planning for the future.



Three powerful question level analysis subject reports for Maths, Reading and Grammar Punctuation and Spelling Plus a 26-page summary report.

## Each Subject report shows:

- overall test performance
- outcomes by groups including gender, disadvantaged, SEN, EAL and prior attainment)
- question summary results
- question types results
- question performance by groups
- question performance per pupil and more....

UNIT QLA PSC QUESTION LEVEL ANALYSIS SUMMARY 2016 - Overview (39)

Question Summary - All Papers by Question Type

GPS					
All Papers Question Types	Max Marks Available	Scores Achieved	School	National	National Gap
Grammatical terms / word classes	527	360	68.3%	65.3%	3%
Punctuation	565	452	79.8%	70.2%	9%
Spelling	780	465	59.6%	64.4%	5%
Work forms, tense and consistency	234	174	74.4%	70.4%	4%
Combining words, phrases and clauses	135	112	82.6%	87.8%	-5%
Functions of sentences	117	105	89.7%	88.3%	1%
Standard English and formality	117	101	86.3%	80.2%	6%
Vocabulary	174	149	85.6%	81.4%	4%
All Questions	2752	1928	70.0%	68.3%	1%

Reading					
All Papers Question Types	Max Marks Available	Scores Achieved	School	National	National Gap
Identify details	527	427	80.9%	79.7%	1%
Make and explain inferences	818	486	59.4%	62.0%	-3%
Meaning of words in context	390	277	71.0%	69.2%	2%
Make comparisons within the text	78	57	73.1%	79.9%	-7%
Summarise main ideas	117	87	74.4%	70.9%	3%
All Questions	1950	1214	62.0%	69.2%	-7%

Mathematics					
All Papers Question Types	Max Marks Available	Scores Achieved	School	National	National Gap
Calculations	1277	1192	93.3%	77.4%	16%
Fractions, decimals and percentages	995	783	78.7%	69.9%	9%
Measurement	390	251	64.4%	54.4%	10%
Number and place value	293	239	81.6%	84.2%	-3%
Ratio and proportion	293	239	78.1%	63.8%	14%
Algebra	215	141	65.6%	63.2%	2%
Geometry - position and direction	59	34	57.6%	70.2%	-13%
Geometry - properties of shapes	115	115	100.0%	66.2%	34%
Statistics	154	117	76.0%	76.2%	-0.2%
All Questions	4290	3149	73.4%	71.4%	2%

## Detailed Analysis by...

**TOPIC** We divide up the questions into bespoke Topics allowing you to look for possible learning gaps.

**COHORT** We break your results down for each of your various cohorts to give you a clear overall picture of your results.

**QUESTION** Is there a particular question type which is a problem to your pupils and needs more CPD focus?

**PUPIL** Our Individual Pupil Profiles enable you to look in depth at individual pupil's strengths and challenges

# Analyse School Performance

Our ASaP reports provide a ready-made and personalised analysis of your school's ASP School Performance Summary.



The [ASaP Summary Report](#) is packed with ASP charts plus our ready-made performance statements covering the basic characteristics of your school:

- Absence
- Early Years
- Phonics
- KS1
- KS2 Attainment and progress

It reports:

- By subject and pupil groups
- Percentage of pupils
- By Attaining each outcome
- Prior attainment
- Closing the gap

Your [ASaP Cohort Report](#) presents your data by cohort type.

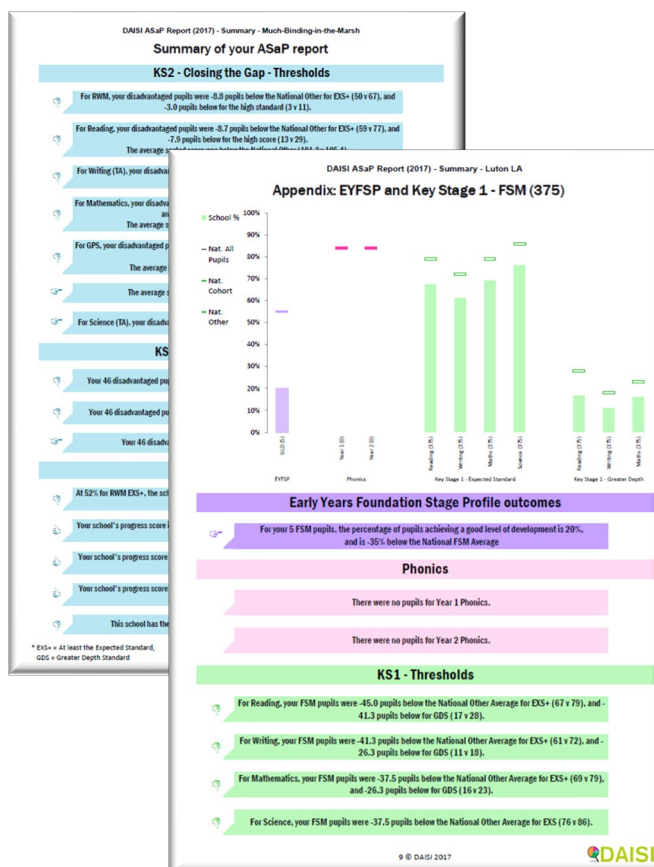
We present a 3-page analysis for up to 42 different cohort types, including:

- Boy and Girls separately
- Free School meals
- Looked after children
- Disadvantaged
- English as an additional language
- SEN
- and each of your pupils' ethnicities.

This cohort analysis saves you valuable time and is not available in the ASP.

**We provide two versions of your reports, one using your unvalidated data and then a second report using your validated data.**

We can also create an alternative report based on your School's Own Data, as opposed to the data within ASP.




*"Using the ASaP analysis with both staff and governors is so much more effective with the DAISI reports. The visual presentation makes it accessible to all, staff quickly assimilate the information they need to support their subject and school development plans. Whilst governors have the overview and detail they require to enable them to ask relevant, pertinent and searching questions with confidence and understanding."*

**Head Teacher,  
Athelstan Community Primary School**

# Year 6 Maths Baseline

- One Hour long Assessment
- All questions taken from previous SATs papers.
- Chosen to focus only on the Y3, Y4 and Y5 curriculum.
- No material due to be covered in Year 6
- Same topic ratio as the full SATs papers.
- Detailed Forensic Analysis for Teachers (incl. by topic and cohort)



Our Mathematics Baseline is designed for you to use at the start of Year 6 to help identify key gaps and prioritise actions for the future.

## Time-Saving Assessment Paper and Mark Scheme

- Shorter Assessment – perfect for one lesson.
- Arrives pre-prepared saving teacher time.
- Full Mark Scheme linked to original topics and questions.
- Each question cross-referenced; domain references/test framework, showing which subject area each question is assessing.

## Detailed Forensic Analysis of the Results

- Forensic Topic Insight across all categories
- Cohort Analysis to enable you to see specific groups.
- Single page views with clear graphs, charts and tables.
- Clear Statements to explain throughout.
- Reports ready to share with Assessment Co-ordinators, Senior Leaders, Subject Leaders and Class Teachers.
- Overarching Multi Academy Trust Strategic Report also available on request.

More Information: <https://www.daisi.education/maths6/>


## IDACI Statement

The Income Deprivation Affecting Children Index, provided by the Department for Communities and Local Government, gives a clear profile of the factors affecting the pupils at your school/academy set against the wider context.

We create a personalised statement for your school/academy.



# Benefits of a DAISI Data Package



**Forensic and Personalised Analysis** of your results by a real analyst.

- Clear reports that focus on the Insight – not the numbers.
- Single page views to make it easy to find what you need
- Clear graphs and charts throughout
- Written statements throughout to explain your data in detail

**All reports are sent direct to your inbox** by encrypted email.

- Ready to share with Assessment Co-ordinators, Senior Leaders and Governors.
- Start Evidence-based discussions about what intervention strategies are needed.
- Identify needs, commission CPD support and make positive curriculum changes.

**No new software** required

- No new logins, no changes to your current systems.
- All our reports arrive as PDFs.

**Price based on the number of pupils** in your school

- No hidden fees to come out later.
- For transparency and consistency we calculate the price based on number on role according to the Get Information about Schools website
- One price, one order.

## How to Order

Before you formally order your package, we create a full and bespoke quotation for your school. We will send this to you together with clear instructions about how you need to send in your data. This is to provide clarity on what is involved before you order.

If you are happy with the quotation, we will then ask you to formally order using our order form. This gives us full permission to access your data and provides a password to allow for encrypted transfer of all analysis from us to you.

For more information and to request your bespoke quotation..

Email: [mark.attwood@nottinghamcity.gov.uk](mailto:mark.attwood@nottinghamcity.gov.uk) or ring 0115 876 4020.



**DAISI Education**

*Data, Analysis and Insight for School Improvement*



## Feedback from Schools

Over the years, many schools, academy trusts and local authorities have got back in touch to tell us about what they thought of our Question Level Analysis, Data Packages, Analyse School Performance insight and more – explaining how it had helped their school find those marginal gains to improve results. These are their words...



“In my role as deputy headteacher of a big school as well as assessment coordinator, there is no way I have the time or capacity to complete QLA to the level & in the detail that the DAISI team do. They save me days of work & the information this gives me allows us to develop whole school targets that we can show improve the attainment of our pupils. I am a massive fan of DAISI Analysis and find it invaluable.”

Seely Primary & Nursery School, Nottingham

“These reports are so thorough and useful. Subject leaders and Raising Standards Leaders in each primary school are going to be able to use this information to inform teaching and learning opportunities, not just in Year 6, but across the trust. Some of the graphs used were new to me – it’s always good to be challenged by information presented in a different way!”

Ravensthorpe Primary School (Peterborough Keys Trust)

“The data pack reports are excellent and were really helpful. The detail and narrative was exactly what we need and we will certainly be using DAISI again. The service has been excellent so thank you I am really grateful.”

Chief Executive Officer – DRB Ignite Multi Academy Trust

“I think they are a great tool and really help us to analyse our data in great detail. I have been telling everyone how good they are & how they have saved hours of work. This has allowed me to focus on how we can improve teaching and learning rather than spending time on the data analysis – a very welcome change.”

Headteacher, Captain Cook Primary School, Middlesbrough (James Cook Learning Trust)

“Mark, Shaun and the team at DAISI have provided us with the in-depth information required to really drill down and discover what needs to be done to improve mathematics outcomes. Not only has their diagnostic information enabled us to identify specific strengths and weaknesses, it has also enabled us to flag up key pupil cohort achievement. As a result, leaders are adapting the taught curriculum to ensure any gaps in knowledge are being effectively addressed. I would recommend the DAISI analysis package to anybody who really wants to understand what their assessment information is truly telling them.”

Senior School Advisor – School Effectiveness, Wirral Council

“These tools have supported us to enable class teachers, subject leaders, senior leaders and governors to accurately evaluate their areas of responsibility and plan for school improvements over the coming 12 months.”

Chief Executive, Nottingham Schools Trust

# DAISI Education

*Data, Analysis and Insight for School Improvement*

We are a team of expert analysts passionate about turning data into meaningful insight so your pupils can realise their potential.

DAISI Education was founded in 2011 supplying bespoke analysis to schools in the City of Nottingham.

We have now grown nationally and more and more individual Schools, Academies, Trusts, Federations and Local Authorities now trust us with their data needs.

We firmly believe



**Every School is**

**INDIVIDUAL**

& needs personalised insight



**Every Pupil is**

**IMPORTANT**

& deserves true attention



**Every Trust/Federation is**

**DISTINCTIVE**

& requires bespoke detail



**Every Report is**

**UNIQUE**

& Tailor-made

We don't glamorise Data Analysis. We continue to be straight and open about the fact that for many people examining the data is not always the most exciting task. We know our products won't dramatically change your life, but they will help get a difficult task done well.

We make analysis easy giving clear and insightful reports that help make the marginal gains to improve school results. We offer a full year-round service and every penny we create is put straight back into education.

As a traded service out of Nottingham City Council, we work with every school and academy within the city and support headteachers and school leaders nationally to understand and manage their data. Our reporting also serves Local Authority officers and Education Improvement Boards with the intelligence needed to inform strategic dialogue and direction.

In 2019, we were also recognised as a 'world class supplier' for our work with outstanding schools by the world schools network – further proof of that our attention to detail and focussed data analysis is continuing to make a difference across the country.

We believe that each school requires a personalised solution to their data needs and offer timely, unique and tailor-made reports



For more information - Visit our Website

[www.DAISI.education](http://www.DAISI.education)

# DAISI Education



Thank you for reading our Primary Package Brochure.

For further information, please contact us

Website: [www.DAISI.education](http://www.DAISI.education)  
Phone: 0115 8764020  
Email: [mail@daisi.education](mailto:mail@daisi.education)  
Twitter: [@DAISI\\_education](https://twitter.com/DAISI_education)  
YouTube: [Daisi YouTube Channel](#)