

DAISI Education

Data Packages

January 2025

KS2 SATs
Analysis

ASP
Insight

Phonics
Analysis

EYFSP
Analysis

Baseline
Y9 Maths



DAISI Education

Data, Analysis and Insight for School Improvement

Data Packages 2025

Our Data Packages offer a deep dive into your end-of-year data, delivered straight to your inbox. Our detailed analysis helps identify small steps that lead to significant improvements. We do not look at termly data but focus on the end-of-year data through statutory assessments, Question Level Analysis and the data within ASP.

We work on a price-per-pupil basis as we believe this offers full value for money for all schools – regardless of size. The price is calculated from the total number of pupils in your school (according to Get Info for Schools)

Primary Schools

Data Packs: EYFSP, Phonics, KS2 Results, KS2 Scaled Score
ASP Full Insight (incl. all cohorts)
IDACI Statement
KS2 SATs Results QLA
Year 6 Maths Baseline
Analysis of a full Mock SATs

£1.99 per pupil

Junior Schools

Data Packs: KS2 Results, KS2 Scaled Score
ASP KS2 Insight (incl. all cohorts)
IDACI Statement
KS2 SATs Results QLA
Year 6 Maths Baseline

£1.40 per pupil

Infant Schools

Data Packs: EYFSP, Phonics
ASP Phonics Insight (incl. all cohorts)
IDACI Statement

£1.00 per pupil

Our PDF reports are praised for being accessible, time-saving, and offering outstanding value. They drive change, initiate data conversations, and provide the information needed for informed decisions about your curriculum.

Look Back with our Key Stage Data Packs [4](#)

Dive Deeper with our KS2 SATs Question Level Analysis [5](#)

Save Time with our Analyse School Performance Reports [6](#)

Plan Forward with our Y6 Maths Baseline & Mock SATs [7](#)

[How does it Work?](#) | [Benefits for you](#) | [Feedback from Schools](#)

[More about Daisi Education](#)

Benefits of a DAISI Data Package



Forensic and Personalised Analysis by a real analyst.

- Clear reports that focus on the Insight – not the numbers.
- Single page views to make it easy to find what you need
- Clear graphs and charts throughout
- Written statements throughout to explain your data in detail

All reports are sent direct to your inbox by encrypted email.

- Ready to share with Assessment Co-ordinators, Senior Leaders and Governors.
- Start Evidence-based discussions about what intervention strategies are needed.
- Identify needs, commission CPD support and make positive curriculum changes.

No new software required

- No new logins, no changes to your current systems.
- All our reports arrive as PDFs.

Price based on the number of pupils in your school

- No hidden fees to come out later.
- For transparency and consistency we calculate the price based on number on role according to the Get Information about Schools website.
- One price, one order.

What can you do with your Analysis?

Forensic Analysis from DAISI Education has been proven to provide several valuable insights:



Identify Strengths and Weaknesses

Determine which subjects or topics students excel in and where they struggle. For example, if many students perform well in reading but poorly in math, you can focus on improving math instruction.

Teaching Effectiveness

Evaluate the effectiveness of teaching methods. Consistent gaps across a cohort may indicate areas where teaching strategies need adjustment.

Targeted Interventions

Develop targeted interventions for students or cohorts who need additional support. The Individual pupil profiles can highlight specific areas for improvement, allowing for personalised learning plans.

Curriculum Adjustments

Make informed decisions about curriculum changes. If certain topics are consistently problematic, you can adjust the curriculum to address these issues.

Professional Development

Identify areas where teachers may need additional training or resources to improve their teaching strategies.

By leveraging these insights, you can refine your teaching approaches and enhance overall student performance.

Key Stage Data Packs

Early Years, Phonics, Key Stage 2, Key Stage 2 Heads Up

Our Key Stage Data Packs offer a forensic look at your key indicators in a clear and easy to read way. Used by schools and trusts alike, they are praised for their level of detail whilst remaining “accessible to all”.




Our Data Packs cover...

- Attainment
- Absence
- Average point score
- Progress
- Scaled scores
- Subject combinations
- Pupil characteristics
- Attainment trends over time
- Deprivation indices
- Cohort performance analyses
- Individual performance analyses
- Benchmarking against local and national averages..

“The data pack reports are excellent and were really helpful. The detail and narrative was exactly what we need and we will certainly be using DAISI again. The service has been excellent and the speed they were put together was fantastic so thank you I am really grateful.”

**Chief Executive Officer ,
DRB Ignite Multi Academy Trust**

They can also be re-created using “schools own data” removing identified pupils or including regrades (a very popular service with our own Nottingham schools).



KS2 SATs Results QLA

Stress free analysis of your KS2 SATs Results

- No data inputting for schools!
- See areas that are secure and gaps to focus on.
- Full Insight by Topic, Cohort and more
- Individual Pupil Profiles for every Pupil
- Forensic analysis to focus teaching and inform curriculum planning for the future.



Three powerful question level analysis subject reports for Maths, Reading and Grammar Punctuation and Spelling Plus a 26-page summary report.

Each Subject report shows:

- overall test performance
- outcomes by groups including gender, disadvantaged, SEN, EAL and prior attainment)
- question summary results
- question types results
- question performance by groups
- question performance per pupil and more....

MAJOR LEARNING QUESTION LEVEL ANALYSIS SUMMARY 2016 - Overall (39)

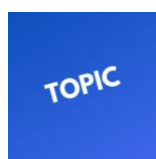
Question Summary - All Papers by Question Type

GPS					
All Papers Question Types	Max Marks Available	Scores Achieved	School	National	National Gap
Grammatical terms / word classes	127	80	63.0%	63.3%	73%
Punctuation	185	412	77.3%	71.0%	25%
Spelling	380	465	59.5%	64.6%	9%
Work forms, tenses and consistency	234	138	74.4%	70.4%	40%
Combining words, phrases and clauses	155	112	62.6%	57.8%	48%
Functions of sentences	117	105	89.7%	88.1%	18%
Standard English and formality	117	101	86.3%	80.2%	48%
Vocabulary	176	149	84.6%	81.4%	33%
All Questions	2120	1318	70.5%	63.7%	59%


Reading					
All Papers Question Types	Max Marks Available	Scores Achieved	School	National	National Gap
Identify details	507	407	60.3%	79.7%	23%
Make and explain inferences	808	486	36.6%	62.0%	3%
Mapping of events in context	390	217	71.0%	69.2%	25%
Make comparisons within the text	78	57	74.4%	79.5%	4%
Summarise main ideas	117	87	74.4%	70.9%	38%
All Questions	1950	1214	67.4%	69.2%	8%

Mathematics					
All Papers Question Types	Max Marks Available	Scores Achieved	School	National	National Gap
Calculations	1277	1392	63.0%	77.4%	18%
Fractions, decimals and percentages	995	981	78.7%	69.9%	68%
Measurement	390	251	64.4%	64.4%	148%
Number and place value	293	219	88.4%	84.2%	40%
Ratio and proportion	299	219	78.3%	61.8%	148%
Algebra	215	141	65.1%	61.2%	28%
Geometry - position and direction	59	14	58.1%	70.2%	2%
Geometry - properties of shapes	115	115	62.3%	60.2%	2%
Statistics	154	117	81.4%	76.2%	18%
All Questions	4290	3349	78.1%	71.6%	48%


Detailed Analysis by...



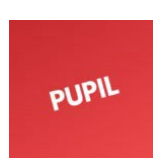
We divide up the questions into bespoke Topics allowing you to look for possible learning gaps.



We break your results down for each of your various cohorts to give you a clear overall picture of your results.



Is there a particular question type which is a problem to your pupils and needs more CPD focus?



Our Individual Pupil Profiles enable you to look in depth at individual pupil's strengths and challenges

Analyse School Performance

Our ASaP reports provide a ready-made and personalised analysis of your school's ASP School Performance Summary.



[The ASaP Summary Report](#) is packed with ASP charts plus our ready-made performance statements covering the basic characteristics of your school:

- Absence
- Early Years
- Phonics
- KS1
- KS2 Attainment and progress

It reports:

- By subject and pupil groups
- Percentage of pupils
- By Attaining each outcome
- Prior attainment
- Closing the gap

[Your ASaP Cohort Report](#) presents your data by cohort type.

We present a 3-page analysis for up to 42 different cohort types, including:

- Boy and Girls separately
- Free School meals
- Looked after children
- Disadvantaged
- English as an additional language
- SEN
- and each of your pupils' ethnicities.

This cohort analysis saves you valuable time and is not available in the ASP.

We provide two versions of your reports, one using your unvalidated data and then a second report using your validated data.

We can also create an alternative report based on your School's Own Data, as opposed to the data within ASP.



"Using the ASaP analysis with both staff and governors is so much more effective with the DAISI reports. The visual presentation makes it accessible to all, staff quickly assimilate the information they need to support their subject and school development plans. Whilst governors have the overview and detail they require to enable them to ask relevant, pertinent and searching questions with confidence and understanding."

**Head Teacher,
Athelstan Community Primary School**

Year 6 Maths Baseline

- One Hour long Assessment
- All questions taken from previous SATs papers.
- Chosen to focus only on the Y3, Y4 and Y5 curriculum.
- No material due to be covered in Year 6
- Same topic ratio as the full SATs papers.
- Detailed Forensic Analysis for Teachers (incl. by topic and cohort)



Our Mathematics Baseline Assessment, created for end of Year 5 or start of Year 6, identifies key gaps and help you to prioritise future actions. It uses questions from the 2019 SATs papers, focusing only on the Year 3, Year 4, and Year 5 curriculum.

More Information: <https://www.daisi.education/maths6/>

Mock SATs – Past Papers

- Every Question analysed in detail.
- Full Topic Breakdown across all papers.
- Single Page views with clear graphs and charts
- Individual Pupil Profiles for every pupil
- Give your teachers the tools to work with every individual pupil in the build up to KS2 SATs.



We offer comprehensive analysis of a Full Mock SATs. Using various past papers from 2016-19 and 2022-24, we provide insights to guide focused interventions and classroom teaching plans. Our Detailed Analysis aggregates the assessment data by topics or cohorts rather than individual answers. This helps identify patterns that can drive lesson plans as you build to the SATs in May.

More Information: <https://daisi.education/qla-mocksats/>

IDACI Statement

The Income Deprivation Affecting Children Index, provided by the Department for Communities and Local Government, gives a clear profile of the factors affecting the pupils at your school/academy set against the wider context.

We create a personalised statement for your school/academy.



How does a DAISI Data Package work?



Before you order, we provide a bespoke quotation based on your school's pupil numbers (from Get Info for Schools). This outlines all options, clarifies the process, and helps you understand what's involved.

If you are happy with the quotation, we will then ask you to formally order using our order form, granting us access to your data and providing a password for encrypted transfer.

To create your analysis - we will require you to securely send us your school data.

Key Stage Data Packs

Preferably CTF files (EYFSP, Phonics, KS2) or a spreadsheet with scores, names, and UPNs.

ASP Insight, KS2 SATs QLA

Download data from Analyse School Performance (instructions provided).

Y6 Maths Baseline, Mock SATs Analysis

Completing our spreadsheet with the scores of each part of the chosen assessment.

Once data is received, we will be able to create a full analysis within days.

In every case, we will look up your pupils using their UPNs in Key to Success to download their characteristics (FSM, EAL) and KS1 Prior Attainment to create a full and detailed analysis.

All our analysis is delivered as PDF reports – you will not be given a login to a system.

For more information and to request your bespoke quotation..

Email: mark.attwood@nottinghamcity.gov.uk

or ring 0115 876 4020.

DAISI Education is part of Nottingham City Council (NCC) and the local authority is the owner of the systems upon which the data is processed and stored. Any data provided is stored on NCC owned and locally operated secure storage drives on the NCC computer network.

Any information provided to the DAISI Service of Nottingham City Council for use in creating QLA or ASaP reports will not be used for any other purpose unless otherwise agreed and will be held for up to 3 years – after which it will be deleted from our servers. (Please note.. Data can be deleted sooner on request.)

No person identifiable data is shared beyond the DAISI Service. All reports will be sent back in an encrypted form.

Feedback from Schools

Over the years, many schools, academy trusts and local authorities have got back in touch to tell us about what they thought of our Question Level Analysis, Data Packages, Analyse School Performance insight and more – explaining how it had helped their school find those marginal gains to improve results. These are their words...



“In my role as deputy headteacher of a big school as well as assessment coordinator, there is no way I have the time or capacity to complete QLA to the level & in the detail that the DAISI team do. They save me days of work & the information this gives me allows us to develop whole school targets that we can show improve the attainment of our pupils. I am a massive fan of DAISI Analysis and find it invaluable.”

Seely Primary & Nursery School, Nottingham

“These reports are so thorough and useful. Subject leaders and Raising Standards Leaders in each primary school are going to be able to use this information to inform teaching and learning opportunities, not just in Year 6, but across the trust. Some of the graphs used were new to me – it’s always good to be challenged by information presented in a different way!”

Ravensthorpe Primary School (Peterborough Keys Trust)

“The data pack reports are excellent and were really helpful. The detail and narrative was exactly what we need and we will certainly be using DAISI again. The service has been excellent so thank you I am really grateful.”

Chief Executive Officer – DRB Ignite Multi Academy Trust

“I think they are a great tool and really help us to analyse our data in great detail. I have been telling everyone how good they are & how they have saved hours of work. This has allowed me to focus on how we can improve teaching and learning rather than spending time on the data analysis – a very welcome change.”

Headteacher, Captain Cook Primary School, Middlesbrough (James Cook Learning Trust)

“Mark, Shaun and the team at DAISI have provided us with the in-depth information required to really drill down and discover what needs to be done to improve mathematics outcomes. Not only has their diagnostic information enabled us to identify specific strengths and weaknesses, it has also enabled us to flag up key pupil cohort achievement. As a result, leaders are adapting the taught curriculum to ensure any gaps in knowledge are being effectively addressed. I would recommend the DAISI analysis package to anybody who really wants to understand what their assessment information is truly telling them.”

Senior School Advisor – School Effectiveness, Wirral Council

“These tools have supported us to enable class teachers, subject leaders, senior leaders and governors to accurately evaluate their areas of responsibility and plan for school improvements over the coming 12 months.”

Chief Executive, Nottingham Schools Trust



DAISI Education

Data, Analysis and Insight for School Improvement

We are a team of expert analysts passionate about turning data into meaningful insight so your pupils can realise their potential. We provide personalised solutions tailored to each school's data needs, focusing on insights rather than just numbers.

Our detailed analysis helps identify small steps that lead to significant improvements. 80% of schools who used DAISI QLA over three years have seen an increase in their attainment. In 2019, we were recognized as a World Class Supplier by the World Class Schools Network for our outstanding insight.

We work nationwide, and Headteachers, Governors and School Improvement Advisors have all praised our reports as being "Accessible to all", "Time saving" and "Outstanding Best Value!". They drive change, initiate data conversations, and provide the information needed for informed decisions about your school and curriculum.

We firmly believe



Every School is

INDIVIDUAL

& needs personalised insight



Every Pupil is

IMPORTANT

& deserves true attention



Every Trust/Federation is

DISTINCTIVE

& requires bespoke detail



Every Report is

UNIQUE

& Tailor-made

Our Product range offers a wide range of data analysis that could really make a difference in your school or academy. We keep data analysis straightforward, acknowledging it may not be exciting for everyone. Our reports focus on the insight, not just numbers, identifying small steps that lead to big changes.

As a traded service from Nottingham City Council, we support local schools and academies in managing their data. We also partner with Multi-Academy Trusts, School Federations, and Local Councils nationwide, providing reports that inform strategic decisions.

"Analysis from DAISI Education seriously helps to reduce the workload for senior leaders. We love the detail of the data analysis - it covers everything that you need, including individual pupil and cohort progress. It's so easy to access and provides excellent value for money. In summary, I was really impressed by the quality they have on offer."

HEADTEACHER CHAT

For more information - Visit our Website

www.DAISI.education



DAISI Education



Thank you for reading our Primary Package Brochure.

For further information, please contact us

Website: www.DAISI.education
Phone: 0115 8764020
Email: mail@daisi.education
Twitter: [@DAISI_education](https://twitter.com/DAISI_education)
YouTube: [Daisi YouTube Channel](#)