

DAISI Education

Data Packages

Infant | Junior | Primary

KS2 SATs
Analysis

ASP
Insight

Baseline
9Y Maths

EYFSP
Analysis

Phonics
Analysis



DAISI Education

Data, Analysis and Insight for School Improvement

Data Packages

At DAISI Education, we believe every school — regardless of size or budget — deserves access to powerful improvement tools. Since 2011, we've been trusted by schools nationwide to turn complex data into **clear, actionable insights** that make a real difference.

- ✓ **Affordable** – Tools for every school, regardless of size or budget
- ✓ **Accessible** – Used by teachers, leaders, and governors
- ✓ **Impactful** – Insights that support learning and drive progress
- ✓ **Trusted** – By school leaders nationwide for over a decade.
- ✓ **Proven** – Delivering clarity and confidence where it matters most.

Our three Data Packages offer a deep dive into your end-of-year data.

[Infant](#) | [Junior](#) | [Primary](#)

Each package is built around the key assessments for your phase, ensuring you only pay for what's relevant to your learners. We do not look at termly data but focus on the end-of-year data through statutory assessments, Question Level Analysis and the data within ASP.

Schools choose DAISI because our reports are **expertly crafted, visually clear, easy to share**, and genuinely affordable for all settings. Every package is designed to help leaders *look back, dive deeper, save time, and plan forward*.

Look Back with our Key Stage Data Packs	<u>4</u>
Dive Deeper with our KS2 SATs Question Level Analysis	<u>6</u>
Save Time with our Analyse School Performance Reports	<u>7</u>
Plan Forward with our Y6 Maths Baseline & Mock SATs	<u>8</u>

We use a price-per-pupil approach because it offers fair, transparent, and consistent value for money for every school — regardless of size. Your cost is based on the total number of pupils recorded for your school in Get Information About Schools (GIAS), ensuring pricing is clear and aligned with official data.

Infant Schools Package

£1.00 per pupil

A streamlined early-phase package delivering the key insights Infant schools need. Included...

- [Data Packs: EYFSP, Phonics](#)
- [ASP Phonics Insight \(including all cohorts\)](#)

Essential, accessible insight into early attainment, gaps and trends—at exceptional value.



Junior Schools Package

£1.40 per pupil

A focused, value-driven package built for KS2-only settings. Included:

- [Data Packs: KS2 Results, KS2 Scaled Score](#)
- [ASP KS2 Insight \(including all cohorts\)](#)
- [KS2 SATs Results QLA](#)
- [Year 6 Maths Baseline](#)

Clear, detailed analysis designed to support teaching, leadership, governance and improvement planning in Junior schools.



Primary Schools Package

£1.99 per pupil

The complete, whole-through-primary analytics solution. Perfect for schools wanting a full view from EYFS to Year 6.

Included:

- [Data Packs: EYFSP, Phonics, KS2 Results, KS2 Scaled Score](#)
- [ASP Full Insight \(including all cohorts\)](#)
- [KS2 SATs Results QLA](#)
- [Year 6 Maths Baseline](#)
- [Analysis of a Full Mock SATs](#)

This package gives leaders everything they need to look back, dive deeper, save time and plan forward with confidence.



[Summary](#) | [How does it Work?](#) | [Benefits for you](#) | [Feedback from Schools](#)

Key Stage Data Packs

Clarity. Confidence. Value.

DAISI Data Packs give schools the high-quality analysis they need to make informed decisions—without the workload.

Every report is written by experienced analysts and designed to turn complex data into clear, actionable insight that supports leaders, teachers and governors alike.



We offer a fully bespoke collection of Data Packs across Early Years, Phonics, and Key Stage 2, ensuring every setting receives exactly the insight it needs.

Each pack provides:

- Forensic analysis of key indicators
- Accessible charts and graphs
- Clear written statements, not just numbers
- Detailed cohort-level insight
- Fully comprehensive coverage
- Benchmarking against local and national averages
- Individual and cohort performance analysis

"The data pack reports are excellent and were really helpful. The detail and narrative was exactly what we need and we will certainly be using DAISI again. The service has been excellent and the speed they were put together was fantastic so thank you I am really grateful."

**Chief Executive Officer ,
DRB Ignite Multi Academy Trust**

■ EYFSP Data Pack

Give your Early Years team the clarity they need.

Our EYFSP Data Pack provides a forensic breakdown of attainment across every ELG, helping you identify strengths, learning gaps and emerging trends from the very start of a child's journey. With easy-to-read charts, clear written commentary, and cohort-level insights, this pack equips leaders with a confident understanding of early learning foundations.

Available as part of the Infant and Primary Packages

■ Phonics Data Pack

Turn your Year 1 and Year 2 phonics outcomes into actionable insight.

This pack analyses pass rates, cohort trends, individual performance, and key group gaps, giving you a sharp understanding of early reading development. Perfect for monitoring progress, planning intervention and strengthening your school's reading strategy.

Available as part of the Infant and Primary Packages

Key Stage 2 Results Data Pack

Your all-in-one analysis of KS2 statutory outcomes.

This Data Pack delivers a comprehensive review of attainment, progress indicators, subject trends, cohort characteristics, and year-on-year performance. Designed to support SLT, teachers and governors, it provides clear messages to guide curriculum development, target teaching, and drive ongoing school improvement.

Available as part of the Junior and Primary Packages

Key Stage 2 Scaled Score Data Pack

Dig deeper into the detail behind your KS2 results.

This pack provides a full exploration of scaled scores, including distribution patterns, subject-level breakdowns, group comparisons and trends over time. Ideal for identifying pupil clusters, understanding the depth of attainment, and supporting evidence-based planning for future cohorts

Available as part of the Junior and Primary Packages

“We love the detail of the data packs – they cover everything that you need, including individual pupil and cohort progress. It’s so easy to access and provides excellent value for money. In summary, I was really impressed by the quality of the resources they have on offer.”

Headteacher Chat

Benefits of DAISI Data Packs


✓ **Reduce Workload Instantly** - We handle the detailed analysis so your team doesn't have to. Every pack saves valuable time for busy leaders and teaching staff.

✓ **Clear, Actionable Insights** - Our reports highlight what matters most —strengths, gaps, trends and priority areas — making it easy to plan next steps with confidence.

✓ **Trusted Expertise** - Local authorities, trusts and hundreds of schools rely on DAISI for accurate, meaningful interpretation of their data.

✓ **Easy-to-Use Reporting** - Charts, written commentary, comparisons and context are presented in a format everyone can understand—from senior leaders to governors.

✓ **Exceptional Value for Money** - Because we charge per pupil, every school receives high-quality analysis at a fair and affordable price, regardless of size.



More Information: www.daisi.education/datapacks/

KS2 SATs Results QLA

Stress free analysis of your KS2 SATs Results

- No data inputting for schools!
- See areas that are secure and gaps to focus on.
- Full Insight by Topic, Cohort and more
- Individual Pupil Profiles for every Pupil
- Forensic analysis to focus teaching and inform curriculum planning for the future.



Three powerful question level analysis subject reports for Maths, Reading and Grammar Punctuation and Spelling Plus a 26-page summary report.

Each Subject report shows:

- overall test performance
- outcomes by groups including gender, disadvantaged, SEN, EAL and prior attainment)
- question summary results
- question types results
- question performance by groups
- question performance per pupil and more....

Question Summary - All Papers by Question Type

GPS					
All Papers Question Types	Max Marks Available	Scores Achieved	School	National	National Gap
Grammatical terms / word classes	127	800	62.9%	61.2%	1.7%
Punctuation	185	461	24.9%	21.0%	3.9%
Spelling	380	465	12.2%	14.4%	-2.2%
Work forms, tense and consistency	234	178	7.6%	7.4%	0.2%
Combining words, phrases and clauses	105	112	10.6%	10.7%	-0.1%
Functions of sentences	117	105	89.7%	88.2%	1.5%
Standard English and formality	117	101	86.3%	80.2%	6.1%
Vocabulary	176	149	84.6%	81.4%	3.2%
All Questions	2120	1218	57.5%	61.7%	-4.2%

Reading					
All Papers Question Types	Max Marks Available	Scores Achieved	School	National	National Gap
Identify details	161	467	29.0%	29.7%	-0.7%
Make and explain inferences	818	486	59.4%	62.0%	-2.6%
Missing of words in context	386	217	56.2%	60.2%	-4.0%
Make comparisons within the text	78	57	73.1%	79.5%	-6.4%
Summarise main ideas	117	87	74.4%	70.9%	3.5%
All Questions	1950	1214	62.0%	69.2%	-7.2%

Mathematics					
All Papers Question Types	Max Marks Available	Scores Achieved	School	National	National Gap
Calculations	1277	1332	104.3%	107.4%	-3.1%
Fractions, decimals and percentages	995	910	91.5%	91.9%	-0.4%
Measurement	390	251	64.4%	64.4%	0.0%
Number and place value	293	219	74.8%	84.1%	-9.3%
Ratio and proportion	289	219	75.8%	61.8%	14.0%
Algebra	215	141	65.6%	61.2%	4.4%
Geometry - position and direction	19	14	73.7%	70.2%	3.5%
Geometry - properties of shapes	115	115	100.0%	98.2%	1.8%
Statistics	164	127	77.4%	76.2%	1.2%
All Questions	4290	3349	78.1%	71.4%	6.7%

Detailed Analysis by...

TOPIC We divide up the questions into bespoke Topics allowing you to look for possible learning gaps.

COHORT We break your results down for each of your various cohorts to give you a clear overall picture of your results.

QUESTION Is there a particular question type which is a problem to your pupils and needs more CPD focus?

PUPIL Our Individual Pupil Profiles enable you to look in depth at individual pupil's strengths and challenges

Available as part of the **Junior and Primary Packages**

More Information: www.daisi.education/qla-results/

Analyse School Performance

Our ASaP reports provide a ready-made and personalised analysis of your school's ASP School Performance Summary.



[The ASaP Summary Report](#) is packed with ASP charts plus our ready-made performance statements covering the basic characteristics of your school:

- Absence
- Early Years
- Phonics
- KS1
- KS2 Attainment and progress

It reports:

- By subject and pupil groups
- Percentage of pupils
- By Attaining each outcome
- Prior attainment
- Closing the gap

[Your ASaP Cohort Report](#) presents your data by cohort type.

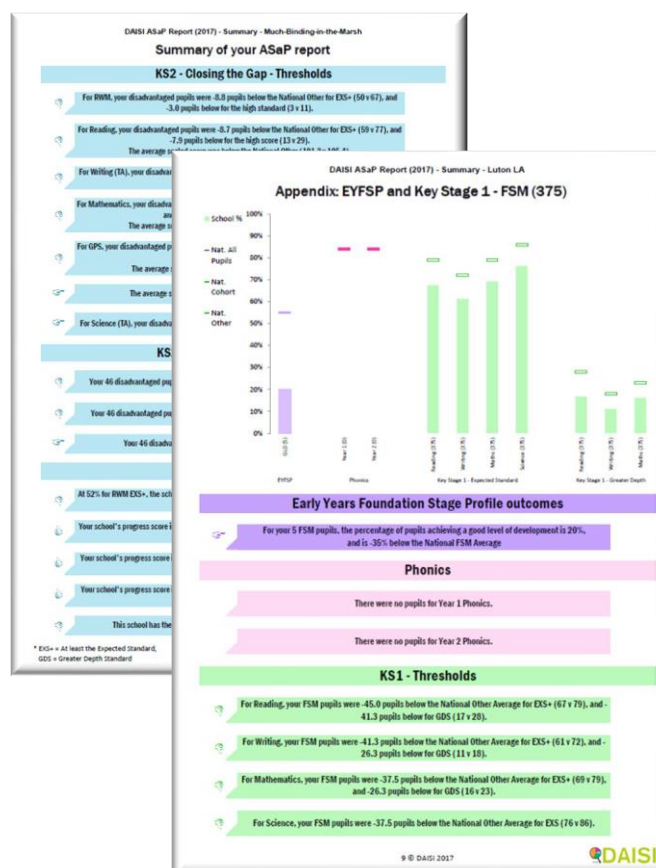
We present a 3-page analysis for up to 42 different cohort types, including:

- Boy and Girls separately
- Free School meals
- Looked after children
- Disadvantaged
- English as an additional language
- SEN
- and each of your pupils' ethnicities.

This cohort analysis saves you valuable time and is not available in the ASP.

We provide two versions of your reports, one using your unvalidated data and then a second report using your validated data.

We can also create an alternative report based on your School's Own Data, as opposed to the data within ASP.



"Using the ASaP analysis with both staff and governors is so much more effective with the DAISI reports. The visual presentation makes it accessible to all, staff quickly assimilate the information they need to support their subject and school development plans. Whilst governors have the overview and detail they require to enable them to ask relevant, pertinent and searching questions with confidence and understanding."

**Head Teacher,
Athelstan Community Primary School**


Available as part of the **Infant, Junior and Primary Packages**

More Information: www.daisi.education/asap/

Year 6 Maths Baseline

Find those Learning Gaps at the start of Year 6

- One Hour long Assessment
- All questions taken from previous SATs papers.
- Chosen to focus only on the Y3, Y4 and Y5 curriculum.
- No material due to be covered in Year 6
- Same topic ratio as the full SATs papers.
- Detailed Forensic Analysis for Teachers (incl. by topic and cohort)



Our Mathematics Baseline Assessment, created for end of Year 5 or start of Year 6, identifies key gaps and help you to prioritise future actions. It uses questions from the 2019 SATs papers, focusing only on the Year 3, Year 4, and Year 5 curriculum.

Our **Detailed Analysis** aggregates the assessment data by topics or cohorts rather than individual answers. This helps identify patterns that can drive lesson plans throughout Year 6. Our **Individual Pupil Profiles** – included within your analysis – give you a clear overview of how each child performed and help in identifying specific areas for extra support.

No material due to be covered in Year 6 is included in the assessment.

*Available as part of the **Junior and Primary Packages** | www.daisi.education/maths6/*

Mock SATs – Past Papers

Don't just mark your mock SATs — Maximise them.

- Every Question analysed in detail.
- Full Topic Breakdown across all papers.
- Single Page views with clear graphs and charts
- Individual Pupil Profiles for every pupil



Our comprehensive Mock SATs Analysis turns raw scores into clear, actionable intelligence that transforms teaching and accelerates progress. Using past papers from 2016–19 and 2022–25, we show you exactly where your pupils are secure, where they're struggling, and— most importantly— where to focus next.

Our **Detailed Analysis** groups results by topic and cohort, making it easy to spot trends, strengths, and gaps. Our **Individual Pupil Profiles** help to identify specific areas where each child might need extra support.

Got multiple forms or Different Sets? No problem. Just send us your data once, and we'll create **separate, easy-to-use reports for every class, set or cohort**. No extra work required – simply send us a list of pupil names and UPNs, organised by each class set. Teachers get clear information for *their* pupils, leaders can compare groups at a glance, and everyone has what they need to plan next steps with confidence.

*Available as part of the **Primary Package only** | www.daisi.education/qla-mocksats/*

Benefits of a DAISI Data Package



Forensic and Personalised Analysis by a real analyst.

- Clear reports that focus on the Insight – not the numbers.
- Single page views to make it easy to find what you need
- Clear graphs and charts throughout
- Written statements throughout to explain your data in detail

All reports are sent direct to your inbox by encrypted email.

- Ready to share with Assessment Co-ordinators, Senior Leaders and Governors.
- Start Evidence-based discussions about what intervention strategies are needed.
- Identify needs, commission CPD support and make positive curriculum changes.

No new software required

- No new logins, no changes to your current systems.
- All our reports arrive as PDFs.

Price based on the number of pupils in your school

- No hidden fees to come out later.
- For transparency and consistency we calculate the price based on number on role according to the Get Information about Schools website.
- One price, one order.

What is available in each Package?

High-quality, analyst-led data insight without the premium price tag.

Our Primary Data Packages turn complex school data into clear, actionable intelligence that drives improvement, supports strategic decisions, and saves leaders hours of precious time.

<i>Click to find out more</i>	Infant	Junior	Primary
EYFSP Data Pack	✓	–	✓
Phonics Data Pack	✓	–	✓
KS2 Results Data Pack	–	✓	✓
KS2 Scaled Score Data Pack	–	✓	✓
Analyse School Performance	<i>Phonics Insight</i>	<i>KS2 Insight</i>	<i>Full Insight (all cohorts)</i>
KS2 SATs Results QLA	–	✓	✓
Year 6 Maths Baseline	–	✓	✓
Full Mock SATs Analysis	–	–	✓
Price	£1.00 per pupil	£1.40 per pupil	£1.99 per pupil

How does a DAISI Data Package work?



Before you order, we provide a bespoke quotation based on your school's pupil numbers (from Get Info for Schools). This outlines all options, clarifies the process, and helps you understand what's involved.

If you are happy with the quotation, we will then ask you to formally order using our order form, granting us access to your data and providing a password for encrypted transfer.

To create your analysis - we will require you to securely send us your school data.

Key Stage Data Packs

Preferably CTF files (EYFSP, Phonics, KS2) or a spreadsheet with scores, names, and UPNs.

ASP Insight, KS2 SATs QLA

Download data from Analyse School Performance (instructions provided).

Y6 Maths Baseline, Mock SATs Analysis

Completing our spreadsheet with the scores of each part of the chosen assessment.

Once data is received, we will be able to create a full analysis within days.

In every case, we will look up your pupils using their UPNs in Key to Success to download their characteristics (FSM, EAL) and KS1 Prior Attainment to create a full and detailed analysis.

All our analysis is delivered as PDF reports – you will not be given a login to a system.

For more information and to request your bespoke quotation..

Email: mark.attwood@nottinghamcity.gov.uk

or ring 0115 876 4020.

DAISI Education is part of Nottingham City Council (NCC) and the local authority is the owner of the systems upon which the data is processed and stored. Any data provided is stored on NCC owned and locally operated secure storage drives on the NCC computer network.

Any information provided to the DAISI Service of Nottingham City Council for use in creating QLA or ASaP reports will not be used for any other purpose unless otherwise agreed and will be held for up to 3 years – after which it will be deleted from our servers. (Please note.. Data can be deleted sooner on request.)

No person identifiable data is shared beyond the DAISI Service. All reports will be sent back in an encrypted form.

Feedback from Schools

Over the years, many schools, academy trusts and local authorities have got back in touch to tell us about what they thought of our Analysis – explaining how it had helped their school find those marginal gains to improve results.

These are their words...



“In my role as deputy headteacher of a big school as well as assessment coordinator, there is no way I have the time or capacity to complete QLA to the level & in the detail that the DAISI team do. They save me days of work & the information this gives me allows us to develop whole school targets that we can show improve the attainment of our pupils. I am a massive fan of DAISI Analysis and find it invaluable.”

Seely Primary & Nursery School, Nottingham

“These reports are so thorough and useful. Subject leaders and Raising Standards Leaders in each primary school are going to be able to use this information to inform teaching and learning opportunities, not just in Year 6, but across the trust. Some of the graphs used were new to me – it’s always good to be challenged by information presented in a different way!”

Ravensthorpe Primary School (Peterborough Keys Trust)

“The data pack reports are excellent and were really helpful. The detail and narrative was exactly what we need and we will certainly be using DAISI again. The service has been excellent so thank you I am really grateful.”

Chief Executive Officer – DRB Ignite Multi Academy Trust

“I think they are a great tool and really help us to analyse our data in great detail. I have been telling everyone how good they are & how they have saved hours of work. This has allowed me to focus on how we can improve teaching and learning rather than spending time on the data analysis – a very welcome change.”

Headteacher, Captain Cook Primary School, Middlesbrough (James Cook Learning Trust)

“Mark, Shaun and the team at DAISI have provided us with the in-depth information required to really drill down and discover what needs to be done to improve mathematics outcomes. Not only has their diagnostic information enabled us to identify specific strengths and weaknesses, it has also enabled us to flag up key pupil cohort achievement. As a result, leaders are adapting the taught curriculum to ensure any gaps in knowledge are being effectively addressed. I would recommend the DAISI analysis package to anybody who really wants to understand what their assessment information is truly telling them.”

Senior School Advisor – School Effectiveness, Wirral Council

“These tools have supported us to enable class teachers, subject leaders, senior leaders and governors to accurately evaluate their areas of responsibility and plan for school improvements over the coming 12 months.”

Chief Executive, Nottingham Schools Trust



DAISI Education

Data, Analysis and Insight for School Improvement

We are a team of expert analysts passionate about turning data into meaningful insight so your pupils can realise their potential. We provide personalised solutions tailored to each school's data needs, focusing on insights rather than just numbers.

Our detailed analysis helps identify small steps that lead to significant improvements. 80% of schools who used DAISI QLA over three years have seen an increase in their attainment. In 2019, we were recognized as a World Class Supplier by the World Class Schools Network for our outstanding insight.

We work nationwide, and Headteachers, Governors and School Improvement Advisors have all praised our reports as being "Accessible to all", "Time saving" and "Outstanding Best Value!". They drive change, initiate data conversations, and provide the information needed for informed decisions about your school and curriculum.

We firmly believe



Every School is

INDIVIDUAL

& needs personalised insight



Every Pupil is

IMPORTANT

& deserves true attention



Every Trust/Federation is

DISTINCTIVE

& requires bespoke detail



Every Report is

UNIQUE

& Tailor-made

Our Product range offers a wide range of data analysis that could really make a difference in your school or academy. We keep data analysis straightforward, acknowledging it may not be exciting for everyone. Our reports focus on the insight, not just numbers, identifying small steps that lead to big changes.

As a traded service from Nottingham City Council, we support local schools and academies in managing their data. We also partner with Multi-Academy Trusts, School Federations, and Local Councils nationwide, providing reports that inform strategic decisions.

"Analysis from DAISI Education seriously helps to reduce the workload for senior leaders. We love the detail of the data analysis - it covers everything that you need, including individual pupil and cohort progress. It's so easy to access and provides excellent value for money. In summary, I was really impressed by the quality they have on offer."

HEADTEACHER CHAT

For more information - Visit our Website

www.DAISI.education



DAISI Education



Thank you for reading our Primary Package Brochure.

For further information, please contact us

Website: www.DAISI.education
Phone: 0115 8764020
Email: mail@daisi.education
Twitter: [@DAISI_education](https://twitter.com/DAISI_education)
YouTube: [Daisi YouTube Channel](#)